

# Advanced Topics of Mail Service

Deal with Malicious Mails in the Real World

lwhsu (2020-2022, CC-BY)

? (?-2019)

國立陽明交通大學資工系資訊中心

Computer Center of Department of Computer Science, NYCU

# Nature of Spam

## ❑ Spam – Simultaneously Posted Advertising Message

- UBE – Unsolicited Bulk Email
- UCE – Unsolicited Commercial Email

## ❑ Spam

- There is no relationship between receiver and
  - Sender
  - Message content
- Opt out instruction
- Conceal trail
  - False return address
  - Forged header information
- Use misconfigured mail system to be an accomplice
- Circumvent spam filters either encode message or insert random letters



# Problems of Spam

## □ Cost

- Waste bandwidth and disk space
- DoS like side-effect
- Waste time
- False deletion
- Bounce messages of nonexistent users
  - Nonexistent return address
  - Forged victim return address

## □ Detection

- Aggressive spam policy may cause high false positive

# SPAM detection

## □ SPAM vs. non-SPAM

- Mail sent by spammer vs. non-spammer

## □ Problem of SPAM mail

- About 90% of E-mail are SPAM! Useless for mankind!

## □ SPAM detection

- Client-based detection
  - **spammer** detection
  - cost-effective, which can easily reach over 95% accuracy
- Content-based detection
  - **spam** detection
  - costly with less than 90% accuracy, needing training and computation
- Who is the winner? Client-based? Content-based? (or Spammer?)
- Endless war between the administrators and spammers.

# Anti-SPAM - Client – Based Detection

## □ Client-blocking

- Check their IP address, hostnames, email address, and/or behavior when the client connect to send a message
- Problems
  - IP address, hostname, email address are forged
  - Innocent victim open relay host

## □ Techniques

- [DNSBL/WL](#) (DNS Blacklists and Whitelists)
  - RFC 5782
- [Greylisting](#)
- [SPF](#) – Sender Policy Framework
- [DomainKeys/DKIM](#)
- Sender ID
- ...

# Anti-SPAM – Content – Based Detection

- ❑ Spam patterns in message header/body
  - Encrypted
  - Encoded
- ❑ Techniques
  - Pattern detection
  - Bayesian spam filtering
  - ...
- ❑ Difficulties
  - Embed HTML codes within words of their message to break up phrases
  - Randomly inserted words
  - Slower and resource consumption

# Anti-SPAM – Action

- When you suspect that a mail is spam, you can:
  - Reject
    - immediately during the SMTP conversation
    - directly discard the mail without notifying someone else
  - Save spam into a suspected spam repository
  - Label spam and deliver it with some kind of spam tag
  - Ex:
    - X-Spam-Status: Yes, hits=18.694 tagged\_above=3 required=6.3
    - X-Spam-Level: \*\*\*\*\*
    - X-Spam-Flag: YES

# Client – based Detections

## □ Fight with spammers:

- DNSBL/WL
  - DNS-based blacklist/whitelist for suspected/trusted senders(IP address)
- Greylisting
  - client-based method that can stop mail coming from some spamming programs
- SPF (Sender Policy Framework)
  - A client-based method to detect whether a client is authorized or not
  - Sender ID
    - NOT the new SPF
    - [http://www.open-spf.org/SPF\\_vs\\_Sender\\_ID/](http://www.open-spf.org/SPF_vs_Sender_ID/)



# DNSxL

## □ What DNSBL/WL maintainers do

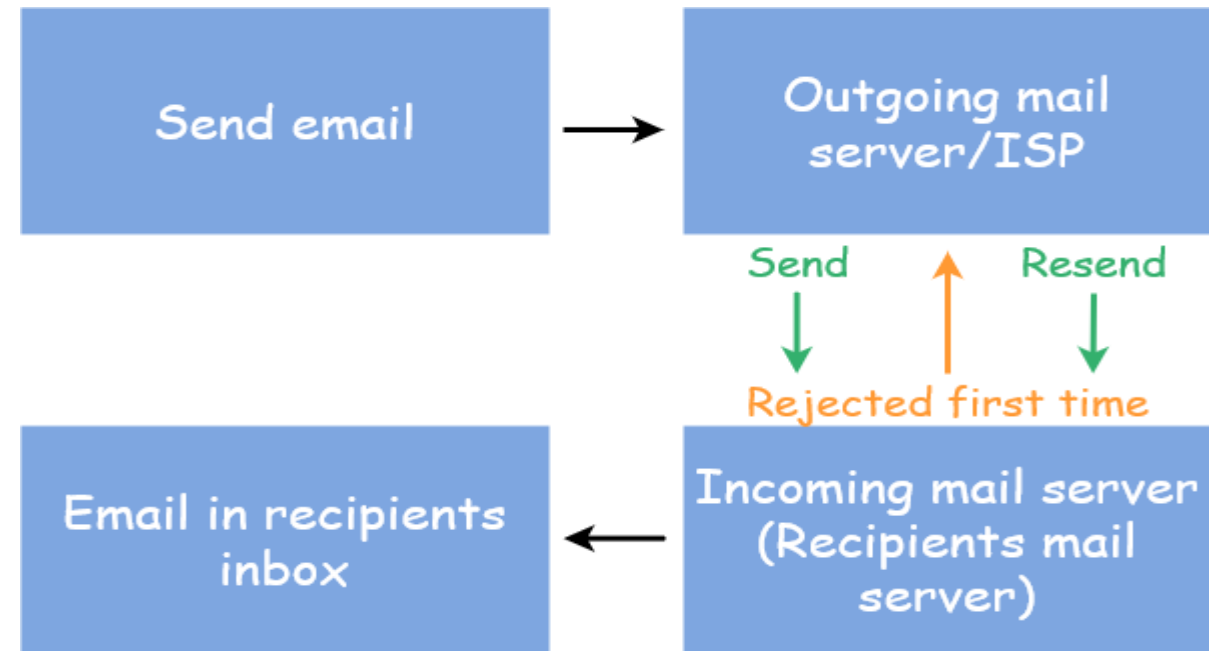
- Suppose cs.nctu.edu.tw has a DNSxL database
  - DNSBL Domain "dnsbl.cs.nctu.edu.tw"
- If 140.112.23.118 is detected as open relay
  - Add resource record 118.23.112.140.dnsbl.cs.nctu.edu.tw
- When we receive a connection from 140.112.23.118
  - DNS query for 118.23.112.140.dnsbl.cs.nctu.edu.tw
    - A 127.0.0.2 (**SHOULD** in 127.0.0.0/8)
      - <http://www.spamhaus.org/zen/>
    - TXT Reason
- Right-Hand Side Blacklist (RHSBL)

## □ Using DNSBL

- Review their service options and policies carefully
- <http://www.dnsbl.info/dnsbl-database-check.php>

# Greylisting (1/2)

- ❑ <http://www.greylisting.org/>
- ❑ Client-based (receiver) method that can stop (slowdown) some spammers
- ❑ Different behaviors against SMTP response codes



Response Codes	2xx	4xx	5xx
Normal MTA	Success	Retry later	Give-up
Most Spammers	Success	Ignore and send another	Give-up

- While spammers prefer to send mail to other recipients rather than keeping log and retrying later, MTAs have the responsibility of retrying a deferred mail (in 10-30 mins)
  - Combine with other spam mitigations and network security features

# Greylisting (2/2)

## □ Idea of greylisting:

- Taking use of 4xx SMTP response code to stop steps of spamming programs

## □ Steps:

- Pair (recipient, client-ip)
- Reply a 4xx code for the first coming of every (recipient, client-ip) pair.
- Allow retrieval of this mail after a period of time (usually 5~20 mins)
  - Suitable waiting time will make the spamming programs giving up this mail

## □ Limitation

- Can NOT detect “open relay” mail servers

# Sender Policy Framework (SPF)

- ❑ A client-based method to detect whether a client is authorized or not
- ❑ <http://www.open-spf.org/>
  - RFC 4408

# Sender Policy Framework (SPF) – Is following mail questionable?

```
Delivered-To: lwhsu@gmail@gmail.com
Received: by 10.204.137.3 with SMTP id u3cs64867bkt;
      Sat, 21 May 2011 13:19:49 -0700 (PDT)
Received: by 10.68.58.38 with SMTP id n6mr1407584pbq.5.1306009188186;
      Sat, 21 May 2011 13:19:48 -0700 (PDT)
Return-Path: <lwhsu@cs.nctu.edu.tw>
Received: from zfs.cs.nctu.edu.tw (zfs.cs.nctu.edu.tw [140.113.17.215])
      by mx.google.com with ESMTTP id
a2si4001228pbs.91.2011.05.21.13.19.46;
      Sat, 21 May 2011 13:19:46 -0700 (PDT)
Received: from zfs.cs.nctu.edu.tw (localhost [127.0.0.1])
      by zfs.cs.nctu.edu.tw (Postfix) with ESMTTP id 50E2A4ABC5
      for <lwhsu@gmail@gmail.com>; Sun, 22 May 2011 04:16:08 +0800 (CST)
Date: Sun, 22 May 2011 04:12:57 +0800
From: Li-Wen Hsu <lwhsu@cs.nctu.edu.tw>
To: Li-Wen Hsu <lwhsu@gmail@gamil.com>
Subject: test
Message-ID: <20110521201257.GA58179@zfs.cs.nctu.edu.tw>

this is a test
```

# Sender Policy Framework (SPF) – SMTP trace

```
zfs-$ telnet zfs.cs.nctu.edu.tw 25
220 zfs.cs.nctu.edu.tw ESMTP Postfix
helo zfs.cs.nctu.edu.tw
250 zfs.cs.nctu.edu.tw
mail from: <lwhsu@cs.nctu.edu.tw>
250 2.1.0 Ok
rcpt to: <lwhsu@gmail@gmail.com>
250 2.1.5 Ok
data
354 End data with <CR><LF>.<CR><LF>
Date: Sun, 22 May 2011 04:12:57 +0800
From: Li-Wen Hsu <lwhsu@cs.nctu.edu.tw>
To: Li-Wen Hsu <lwhsu@gmail@gmail.com>
Subject: test
Message-ID: <20110521201257.GA58179@zfs.cs.nctu.edu.tw>

this is a test
.
250 2.0.0 Ok: queued as 50E2A4ABC5
```

# Sender Policy Framework (SPF) – With SPF detection

```
Delivered-To: lwhsu@gmail@gmail.com
Received: by 10.204.137.3 with SMTP id u3cs64867bkt;
    Sat, 21 May 2011 13:19:49 -0700 (PDT)
Received: by 10.68.58.38 with SMTP id n6mr1407584pbq.5.1306009188186;
    Sat, 21 May 2011 13:19:48 -0700 (PDT)
Return-Path: <lwhsu@cs.nctu.edu.tw>
Received: from zfs.cs.nctu.edu.tw (zfs.cs.nctu.edu.tw [140.113.17.215])
    by mx.google.com with ESMTP id a2si4001228pbs.91.2011.05.21.13.19.46;
    Sat, 21 May 2011 13:19:46 -0700 (PDT)
Received-SPF: softfail (google.com: domain of transitioning
lwhsu@cs.nctu.edu.tw does not designate 140.113.17.215 as permitted sender)
client-ip=140.113.17.215;
Authentication-Results: mx.google.com; spf=softfail (google.com: domain of
transitioning lwhsu@cs.nctu.edu.tw does not designate 140.113.17.215 as
permitted sender) smtp.mail=lwhsu@cs.nctu.edu.tw
Received: from zfs.cs.nctu.edu.tw (localhost [127.0.0.1])
    by zfs.cs.nctu.edu.tw (Postfix) with ESMTP id 50E2A4ABC5
    for <lwhsu@gmail@gmail.com>; Sun, 22 May 2011 04:16:08 +0800 (CST)
Date: Sun, 22 May 2011 04:12:57 +0800
From: Li-Wen Hsu <lwhsu@cs.nctu.edu.tw>
To: Li-Wen Hsu <lwhsu@gmail@gamil.com>
```

# Sender Policy Framework (SPF) – The idea

- ❑ For a domain administrator, they can claim which mail servers will be used in his environment
  - Ex. For cs.nctu.edu.tw, {csmailer,csmailgate,csmail}.cs.nctu.edu.tw are the authorized mail servers
    - Mail out from these servers are authorized mail (under control of administrator)
    - Other mail **might be** forged and have **higher probability** to be SPAMs
- ❑ SPF technique specifies all possible outgoing mail clients in the TXT/SPF record of DNS service to claim the authorized mail servers
- ❑ When destination MTA receives a mail, it will check the client IP:
  - For a mail out from authorized servers, it **should be** safe.
  - For a mail out from unauthorized servers, it **might be** forged.



# SPF Record Syntax – Mechanisms (1/2)

TXT/SPF record: v=spf1 [qualifier][mechanism]

- ❑ all
  - Always matches
  - Usually at the end of the SPF record
- ❑ ip4 (**NOT ipv4**)
  - ip4: <ip4-address>
  - ip4: <ip4-network>/<prefix-length>
- ❑ ip6 (**NOT ipv6**)
  - ip6:<ip6-address>
  - ip6:<ip6-network>/<prefix-length>
- ❑ a
  - a
  - a/<prefix-length>
  - a:<domain>
  - a:<domain>/<prefix-length>

# SPF Record Syntax – Mechanisms (2/2)

## □ mx

- mx
- mx/<prefix-length>
- mx:<domain>
- mx:<domain>/<prefix-length>

## □ ptr

- ptr
- ptr:<domain>

## □ exists

- exists:<domain>
  - Does A record exist?

## □ include

- include:<domain>
  - Warning: If the domain does not have a valid SPF record, the result is a **permanent error**. Some mail receivers will *reject* based on a **PermError**

# SPF Record Syntax - Qualifiers & Evaluation

## □ Qualifiers

- + Pass (default qualifier)
- - Fail
- ~ SoftFail
- ? Neutral

## □ Evaluation

- Mechanisms are evaluated in order: (**first-matching**)
  - If a mechanism results in a hit, its qualifier value is used
  - If no mechanism or modifier matches, the default result is "Neutral"
- Ex.
  - "v=spf1 +a +mx -all"
  - "v=spf1 a mx -all"

# SPF Record Syntax - Evaluation Results

Result	Explanation	Intended action
Pass	The SPF record designates the host to be allowed to send	Accept
Fail	The SPF record has designated the host as NOT being allowed to send	Reject
SoftFail	The SPF record has designated the host as NOT being allowed to send but is in transition	Accept but mark
Neutral	The SPF record specifies explicitly that nothing can be said about validity	Accept
None	The domain does not have an SPF record or the SPF record does not evaluate to a result	Accept
PermError	A permanent error has occurred (eg. Badly formatted SPF record)	Unspecified
TempError	A transient error has occurred	Accept or reject

# SPF Record Syntax – Modifier

## □ redirect

- redirect=<domain>
- The SPF record for domain replace the current record. The macro-expanded domain is also substituted for the current-domain in those look-ups

## □ exp

- exp=<domain>
- If an SMTP receiver rejects a message, it can include an explanation. An SPF publisher can specify the explanation string that senders see. This way, an ISP can direct nonconforming users to a web page that provides further instructions about how to configure SASL
- The domain is expanded; a TXT lookup is performed. The result of the TXT query is then macro-expanded and shown to the sender. Other macros can be used to provide an customized explanation

# Sender Policy Framework (SPF)

## – Example of mail from authorized server

- ❑ On `bsd2.cs.nctu.edu.tw`
  - From: `lwhsu@cs.nctu.edu.tw`
  - To: `lwhsu.gmail@gmail.com`

### ❑ Related SPF Record:

**cs.nctu.edu.tw**

```
"v=spf1 a mx  
a:csmailer.cs.nctu.edu.tw  
a:csmailgate.cs.nctu.edu.tw  
a:csmail.cs.nctu.edu.tw ~all"
```

---

# Sender Policy Framework (SPF)

## - Example of mail from authorized server

```
Delivered-To: lwhsu.gmail@gmail.com
Received: by 10.90.56.12 with SMTP id e12cs464421aga;
    Sun, 10 May 2009 12:12:00 -0700 (PDT)
Received: by 10.210.91.17 with SMTP id o17mr7881766ebb.3.1241982719273;
    Sun, 10 May 2009 12:11:59 -0700 (PDT)
Return-Path: <lwhsu@cs.nctu.edu.tw>
Received: from csmailer.cs.nctu.edu.tw (csmailer.cs.nctu.edu.tw [140.113.235.130])
    by mx.google.com with ESMTP id 10si4213172eyz.41.2009.05.10.12.11.58;
    Sun, 10 May 2009 12:11:59 -0700 (PDT)
Received-SPF: pass (google.com: domain of lwhsu@cs.nctu.edu.tw
    designates 140.113.235.130 as permitted sender) client-ip=140.113.235.130;
Authentication-Results: mx.google.com; spf=pass (google.com: domain of
    lwhsu@cs.nctu.edu.tw designates 140.113.235.130 as permitted sender)
    smtp.mail=lwhsu@cs.nctu.edu.tw
Received: from bsd2.cs.nctu.edu.tw (bsd2 [140.113.235.132])
    by csmailer.cs.nctu.edu.tw (Postfix) with ESMTP id 189DA3F65E
    for <lwhsu.gmail@gmail.com>; Mon, 11 May 2009 03:11:57 +0800 (CST)
Received: (from lwhsu@localhost)
    by bsd2.cs.nctu.edu.tw (8.14.3/8.14.2/Submit) id n4AJBuTM000652
    for lwhsu.gmail@gmail.com; Mon, 11 May 2009 03:11:56 +0800 (CST)
    (envelope-from lwhsu)
Date: Mon, 11 May 2009 03:11:56 +0800
From: Li-Wen Hsu <lwhsu@cs.nctu.edu.tw>
To: lwhsu.gmail@gmail.com
Subject: test if SPF record works
```

# Sender Policy Framework (SPF)

## – Example for Forged Headers

- ❑ On zfs.cs.nctu.edu.tw
- ❑ Envelope From: lwhsu@zfs.cs.nctu.edu.tw
- ❑ Mail Headers
  - From: lwhsu@cs.nctu.edu.tw
  - To: lwhsu.gmail@gmail.com
- ❑ Related SPF Records:

**cs.nctu.edu.tw**

"v=spf1 a mx  
a:csmailer.cs.nctu.edu.tw  
a:csmailgate.cs.nctu.edu.tw  
a:csmail.cs.nctu.edu.tw ~all"

**zfs.cs.nctu.edu.tw**

"v=spf1 a ~all"



# Sender Policy Framework (SPF) – Example for Forged Headers

```
Delivered-To: lwhsu@gmail@gmail.com
Received: by 10.223.112.14 with SMTP id u14cs45092fap;
      Mon, 23 May 2011 03:08:04 -0700 (PDT)
Received: by 10.236.80.65 with SMTP id j41mr2678377yhe.192.1306145283043;
      Mon, 23 May 2011 03:08:03 -0700 (PDT)
Return-Path: <lwhsu@zfs.cs.nctu.edu.tw>
Received: from zfs.cs.nctu.edu.tw (zfs.cs.nctu.edu.tw [140.113.17.215])
      by mx.google.com with ESMTP id 57si13494424yh1.14.2011.05.23.03.08.01;
      Mon, 23 May 2011 03:08:02 -0700 (PDT)
Received-SPF: pass (google.com: domain of lwhsu@zfs.cs.nctu.edu.tw designates
      140.113.17.215 as permitted sender) client-ip=140.113.17.215;
Authentication-Results: mx.google.com; spf=pass (google.com: domain of
      lwhsu@zfs.cs.nctu.edu.tw designates 140.113.17.215 as permitted sender)
      smtp.mail=lwhsu@zfs.cs.nctu.edu.tw
Received: by zfs.cs.nctu.edu.tw (Postfix, from userid 1001)
      id EBCF04B638; Mon, 23 May 2011 18:04:23 +0800 (CST)
Date: Mon, 23 May 2011 18:04:23 +0800
From: Li-Wen Hsu <lwhsu@cs.nctu.edu.tw>
To: lwhsu@gmail@gmail.com
Subject: test SPF

This is a SPF test.
```

# Sender Policy Framework (SPF) – SPF and Forwarding

## ❑ Does SPF break forwarding?

- Yes, but only if the receiver checks SPF without understanding their mail receiving architecture
- Workaround
  - <http://www.open-spf.org/FAQ/Forwarding>

## ❑ SRS: Sender Rewriting Scheme

- Forwarders should apply Sender Rewriting Scheme (SRS) to rewrite the sender address after SPF checks
  - <http://www.open-spf.org/SRS>



# Sender Policy Framework (SPF)

## – Forwarding Example (no sender rewrite)

- ❑ On gmail (lwhsu.gmail's account)
  - Envelope From: lwhsu.gmail@gmail.com
- ❑ Mail Headers
  - From: lwhsu@cs.nctu.edu.tw
  - To: lwhsu@lwhsu.org
- ❑ On knight.lwhsu.org (lwhsu.org's mx)
  - ~lwhsu/.forward:
    - liwenhsu.gmail@gmail.com

<b>gmail.com</b>	<b>_spf.google.com</b>
"v=spf1 redirect=_spf.google.com"	"v=spf1 ip4:216.239.32.0/19 ip4:64.233.160.0/19 ip4:66.249.80.0/20 ip4:72.14.192.0/18 ip4:209.85.128.0/17 ip4:66.102.0.0/20 ip4:74.125.0.0/16 ip4:64.18.0.0/20 ip4:207.126.144.0/20 ip4:173.194.0.0/16 ?all"

Delivered-To: liwenhsu@gmail.com  
Received: by 10.229.81.4 with SMTP id v4cs221969qck;  
Sun, 10 May 2009 11:09:26 -0700 (PDT)  
Received: by 10.216.2.84 with SMTP id 62mr290714lwee.217.1241978964147;  
Sun, 10 May 2009 11:09:24 -0700 (PDT)  
Return-Path: <lwhsu@gmail.com>  
Received: from knight.lwhsu.ckefgisc.org (lwhsusvr.cs.nctu.edu.tw [140.113.24.67])  
by mx.google.com with ESMTP id 24si6143118eyx.13.2009.05.10.11.09.22;  
Sun, 10 May 2009 11:09:23 -0700 (PDT)  
Received-SPF: neutral (google.com: 140.113.24.67 is neither permitted nor denied by domain  
of lwhsu@gmail.com) client-ip=140.113.24.67;  
Authentication-Results: mx.google.com; spf=neutral (google.com: 140.113.24.67 is neither  
permitted nor denied by domain of lwhsu@gmail.com)  
smtp.mail=lwhsu@gmail.com;  
Received: by knight.lwhsu.ckefgisc.org (Postfix)  
id 47F571143E; Mon, 11 May 2009 02:09:21 +0800 (CST)  
Delivered-To: lwhsu@lwhsu.org  
Received: from an-out-0708.google.com (an-out-0708.google.com [209.85.132.243])  
by knight.lwhsu.ckefgisc.org (Postfix) with ESMTP id D832B11431  
for <lwhsu@lwhsu.org>; Mon, 11 May 2009 02:09:20 +0800 (CST)  
Received: by an-out-0708.google.com with SMTP id d14so1324869and.41  
for <lwhsu@lwhsu.org>; Sun, 10 May 2009 11:09:19 -0700 (PDT)  
Sender: lwhsu@gmail.com  
Received: by 10.100.248.4 with SMTP id v4mr14373811anh.121.1241978954295; Sun,  
10 May 2009 11:09:14 -0700 (PDT)  
Date: Mon, 11 May 2009 02:09:13 +0800  
Message-ID: <ef417ae30905101109j5c7b27bcy70a5bcf6d58092ab@mail.gmail.com>  
Subject: test SPF  
From: Li-Wen Hsu <lwhsu@cs.nctu.edu.tw>  
To: lwhsu@lwhsu.org

# Sender Policy Framework (SPF) – Some More Examples

## ❑ Outgoing Mail Gateway

- List all authorized senders of cs.nctu.edu.tw

```
cs.nctu.edu.tw.      3600      IN        TXT       "v=spf1 a mx  
a:farewell.cs.nctu.edu.tw a:csmailer.cs.nctu.edu.tw  
a:tcsmailer.cs.nctu.edu.tw a:tcsmailer2.cs.nctu.edu.tw ~all"
```

## ❑ Incoming Mail Gateway

```
csmx1.cs.nctu.edu.tw. 3600      IN        TXT       "v=spf1 a -all"  
csmx2.cs.nctu.edu.tw. 3600      IN        TXT       "v=spf1 a -all"  
csmx3.cs.nctu.edu.tw. 3600      IN        TXT       "v=spf1 a -all"
```

When a mail server sends a **bounce message** (returned mail), it uses a **null MAIL FROM: <>**, and a **HELO address that's supposed to be its own name**. SPF will still operate, but in "**degraded mode**" by **using the HELO domain name** instead.

- BIND releases from 9.4.0 support the SPF RR type

# Sender Policy Framework (SPF) – Backward Compatibility (1/2)

- When there is no SPF record, guess by A record

```
Delivered-To: lwhsu@gmail@gmail.com
Received: by 10.90.56.12 with SMTP id e12cs719147aga;
      Tue, 12 May 2009 00:49:39 -0700 (PDT)
Received: by 10.224.2.85 with SMTP id 21mr5508548qai.262.1242114578996;
      Tue, 12 May 2009 00:49:38 -0700 (PDT)
Return-Path: <lwhsu@freebsd.cs.nctu.edu.tw>
Received: from FreeBSD.cs.nctu.edu.tw (FreeBSD.cs.nctu.edu.tw [140.113.17.209])
      by mx.google.com with ESMTP id 7si4128629qwf.35.2009.05.12.00.49.38;
      Tue, 12 May 2009 00:49:38 -0700 (PDT)
Received-SPF: pass (google.com: best guess record for domain of
      lwhsu@freebsd.cs.nctu.edu.tw designates 140.113.17.209 as permitted sender)
      client-ip=140.113.17.209;
Authentication-Results: mx.google.com; spf=pass (google.com: best guess record for
      domain of lwhsu@freebsd.cs.nctu.edu.tw designates 140.113.17.209 as permitted
      sender) smtp.mail=lwhsu@freebsd.cs.nctu.edu.tw
Received: by FreeBSD.cs.nctu.edu.tw (Postfix, from userid 1058)
      id 6D98E61DBC; Tue, 12 May 2009 15:49:37 +0800 (CST)
Date: Tue, 12 May 2009 15:49:37 +0800
From: Li-Wen Hsu <lwhsu@FreeBSD.org>
To: lwhsu@gmail@gmail.com
Subject: test tw.freebsd.org SPF
```

# Sender Policy Framework (SPF) – Backward Compatibility (2/2)

## □ Comparative result – when SPF record available:

```
Delivered-To: lwhsu@gmail@gmail.com
Received: by 10.90.56.12 with SMTP id e12cs719801aga;
      Tue, 12 May 2009 00:56:27 -0700 (PDT)
Received: by 10.224.74.84 with SMTP id t20mr5499756qaj.328.1242114987266;
      Tue, 12 May 2009 00:56:27 -0700 (PDT)
Return-Path: <lwhsu@freebsd.cs.nctu.edu.tw>
Received: from FreeBSD.cs.nctu.edu.tw (FreeBSD.cs.nctu.edu.tw [140.113.17.209])
      by mx.google.com with ESMTP id 5si4111810qwh.54.2009.05.12.00.56.26;
      Tue, 12 May 2009 00:56:27 -0700 (PDT)
Received-SPF: pass (google.com: domain of lwhsu@freebsd.cs.nctu.edu.tw
      designates 140.113.17.209 as permitted sender) client-ip=140.113.17.209;
Authentication-Results: mx.google.com; spf=pass (google.com: domain of
      lwhsu@freebsd.cs.nctu.edu.tw designates 140.113.17.209 as permitted sender)
      smtp.mail=lwhsu@freebsd.cs.nctu.edu.tw
Received: by FreeBSD.cs.nctu.edu.tw (Postfix, from userid 1058)
      id 78CD461DB0; Tue, 12 May 2009 15:56:25 +0800 (CST)
Date: Tue, 12 May 2009 15:56:25 +0800
From: Li-Wen Hsu <lwhsu@FreeBSD.org>
To: lwhsu@gmail@gmail.com
Subject: test tw.freebsd.org SPF (2)
```

# Sender Policy Framework (SPF)

## – Example of include mechanism

```
nctucs [~] -wngth- dig pixnet.net txt

;; ANSWER SECTION:
pixnet.net.          86400   IN      TXT     "v=spf1
include:aspmx.googlemail.com include:amazonses.com ip4:60.199.247.0/24
ip4:103.23.108.0/24 ip4:103.23.109.0/24 ip4:113.196.243.0/26 ~all"
```



# DomainKeys and DKIM

- ❑ Verify the source of a mail
  - Allows an organization to claim **responsibility** for transmitting a message, in a way that can be validated by a recipient
  - With few computation cost
- ❑ Consortium spec
  - Derived from Yahoo DomainKeys and Cisco Identified Internet Mail
  - RFCs
    - RFC 4870 Domain-Based Email Authentication Using Public Keys  
Advertised in the DNS (DomainKeys)
    - RFC 4871 DomainKeys Identified Mail (DKIM) Signatures
  - <http://www.dkim.org/>
    - <http://www.dkim.org/info/DKIM-teaser.ppt>

# DKIM: Goals

- ❑ Validate message content, itself
  - Not related to path
- ❑ Transparent to end users
  - No client User Agent upgrades *required*
  - But extensible to per-user signing
- ❑ Allow sender delegation
  - Outsourcing
- ❑ Low development, deployment, use costs
  - Avoid large PKI, new Internet services
  - No trusted third parties (except DNS)

# DKIM: Idea

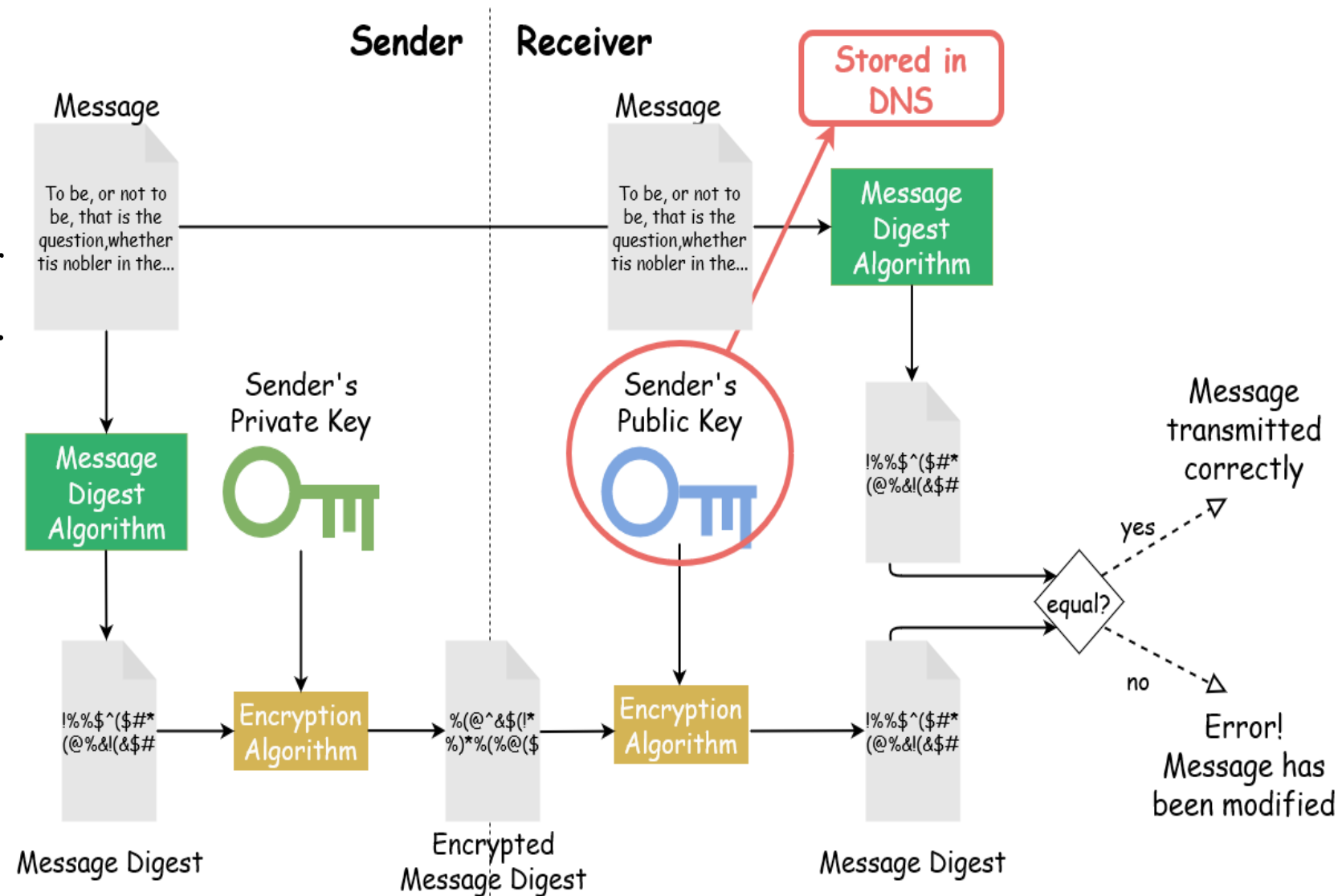
## ☐ Msg header authentication

- DNS identifiers
- Public keys in DNS

## ☐ End-to-end

- Between origin/receiver administrative domains.
- Not path-based

## ✂ Digital signatures



# DKIM: Technical High-points

- ❑ Signs **body** and **selected parts of header**
- ❑ Signature transmitted in **DKIM-Signature** header
- ❑ Public key stored in DNS
  - In **\_domainkey** subdomain
  - New RR type, fall back to TXT
- ❑ Namespace divided using **selectors**
  - Allows multiple keys for aging, delegation, etc.
- ❑ Sender Signing Policy lookup for unsigned or improperly signed mail

# DKIM – Signature header (1/5)

- ❑ v= Version
- ❑ a= Hash/signing algorithm
- ❑ q= Algorithm for getting public key
- ❑ d= Signing domain
- ❑ i= Signing identity
- ❑ s= Selector
- ❑ c= Canonicalization algorithm
- ❑ t= Signing time (seconds since 1/1/1970)
- ❑ x= Expiration time
- ❑ h= List of headers included in signature;  
dkim-signature is implied
- ❑ b= The signature itself
- ❑ bh= Body hash

# DKIM – Signature header (2/5)

## □ Example:

```
DKIM-Signature: a=rsa-sha1; q=dns;  
d=example.com;  
i=user@eng.example.com;  
s=jun2005.eng; c=relaxed/simple;  
t=1117574938; x=1118006938;  
h=from:to:subject:date;  
b=dzdVyOfAKCdLXdJOc9G2q8LoXS1EniSb  
av+yuU4zGeeruD00lszZVoG4ZHRNiYzR
```

## □ DNS query will be made to:

**jun2005.eng.\_domainkey.example.com**

# DKIM – Signature header (3/5)

## □ Example: Signature of Yahoo Mail

```
DKIM-Signature: v=1; a=rsa-sha256; c=relaxed/relaxed;  
d=yahoo.com.tw; s=s1024; t=1242033944;  
bh=t3GnH+pN34KpMh1X59Eezm+9eCI68fU2hgid1Kscdrk=;  
h=Message-ID:X-YMail-OSG:Received:X-Mailer:Date:From:Subject:  
To:MIME-Version:Content-Type: Content-Transfer-Encoding;  
b=emLg4QonGbqb3PhZIEoYfiQVDYMwcBBB6SAEW+RziBEhjxKS2O  
UWmq5EpD1cxX+uz9MzJ4+fK4QRJZOtd0Y10c6Ce2J+V+C/RHnrjZ  
3PF8kAhjqvT1GTTdohxivLGrMftg1xFGO//M7ML/fcI4UJL+XP1xhJMB  
aH1HMGhE1sdGQ=
```

```
DomainKey-Signature: a=rsa-sha1; q=dns; c=noFWS; s=s1024;  
d=yahoo.com.tw; h=Message-ID:X-YMail-OSG:Received:X-Mailer:  
Date:From:Subject:To:MIME-Version:Content-Type:Content-  
Transfer-Encoding;  
b=D1AhpuGID5ozcL77Ozm5doCQsxHSWaYHULW2hWAb3heXwewHga  
mqO+McEcSIplcB1JXTIBka7BR6HvbSPWX/XiMrVAjvb6zeRWiXSBWdt  
xIMpQhjJiBdzC8Y1BPCsdv2UwMgxOmR6i51BTI1+GDWFIKsgm5ky/  
zU+ZsdwIhlss=;
```

# DKIM – Signature header (4/5)

## □ Example: Signature of Google Mail

```
DKIM-Signature: v=1; a=rsa-sha256; c=relaxed/relaxed; d=gmail.com;
s=gamma; h=domainkey-signature:mime-version:date:message-id:
subject:from:to:content-type;
bh=o8h0LUwAIau52hau5ntEJaPU6qQn7rkIboJwbgnuNgc=;
b=DxuMYeFtjXIt5eltj2MlzIXuOLA1y6f94+imgSKexX7EvhGMGUE82+4v
78Vrpm5xmkNKp2xHsjvESpyWEAyt22ZKEV4OHClyqWPuabpwas0UD
tV9KEwf9K663sCvrtoi9IpUQDPjP+aqC+po7tuLRiWfHYMETt5NpQfoWD
pmoXw=
```

```
DomainKey-Signature: a=rsa-sha1; c=noaws; d=gmail.com; s=gamma;
h=mime-version:date:message-id:subject:from:to:content-type;
b=T2N/3v39iaial3tWBKoZadVYr5BsotqTIKe7QL3oEyle+2OiUCIbLGepx
I7YXJ0Wt3MLx3ZcnkdNlGhrCWqXw7aV4gWw7GCsey2qZnakBTQ/BiH3
TyrD3vdaDB8KJU0jC3Q4uE+Y2jQa1XC60wsJtCByCpdXq0VVorgpLCJg4
TnM=
```



# DKIM DNS Records (1/2)

## □ Related DNS Records (RFC 4870)

- `t=y\; o=~\; n=...\;`

```
nasa [/home/liuyh] -liuyh- dig _domainkey.yahoo.com txt
_domainkey.yahoo.com. 7160 IN TXT "t=y\; o=~\;
n=http://antispam.yahoo.com/domainkeys"
```

```
nasa [/home/liuyh] -liuyh- dig _domainkey.cs.nctu.edu.tw txt
;; ANSWER SECTION:
_domainkey.cs.nctu.edu.tw. 3600 IN TXT "t=y\; o=~"
```

# DKIM DNS Records (2/2)

## □ Related DNS Records (RFC 4871)

- v=DKIM1\; k=rsa\; p=...\; n=...\;

```
nasa [/home/liuyh] -liuyh- dig s1024._domainkey.yahoo.com.tw txt

;; ANSWER SECTION:
s1024._domainkey.yahoo.com.tw. 1446 IN TXT      "k=rsa\; t=y\;
p=MIGfMA0GCSqGSIb3DQEBAQUAA4GNADCBiQKBgQDrEee0Ri4Juz+QfiWYui/E9UGSXau/2P8LjnTD
8V4Unn+2FAZVGE3kL23bzeoULYv4PeleB3gfm"
"JiDJOKU3Ns5L4KJAUUHjFwDebt0NP+sBK0VKeTATL2Yr/S3bT/xhy+1xtj4RkdV7fVxTn56Lb4udU
nwuxK4V5b5PdOKj/+XcwIDAQAB\; n=A 1024 bit key\;"
nasa [/home/liuyh] -liuyh- dig gamma._domainkey.gmail.com txt

;; ANSWER SECTION:
gamma._domainkey.gmail.com. 300 IN      TXT      "k=rsa\;
p=MIGfMA0GCSqGSIb3DQEBAQUAA4GNADCBiQKBgQDIhyR3oItOy22ZOaBrIVE9m/iME3RqOJeasANS
pg2YHTYV+Xtp4xwf5gTjCmHQEMOs0qYu0FYiNQPQogJ2t0Mfx9zNu06rfrBDjiIU9tpx2T+NG1WZ8
qhbiLo5By8apJavLyqTLavyPSrvsx0B3YzC63T4Age2CDqZYA+OwSMWQIDAQAB"
```

- <https://www.dnswatch.info/dkim/create-dns-record>

# DKIM Signature Verification

```
Return-Path: <liuyh@cs.nctu.edu.tw>
Received-SPF: pass (google.com: domain of liuyh@cs.nctu.edu.tw designates
140.113.235.130 as permitted sender) client-ip=140.113.235.130;
Authentication-Results: mx.google.com; spf=pass (google.com: domain of
liuyh@cs.nctu.edu.tw designates 140.113.235.130 as permitted sender)
smtp.mail=liuyh@cs.nctu.edu.tw; dkim=pass (test mode) header.i=@cs.nctu.edu.tw
DKIM-Signature: v=1; a=rsa-sha1; c=relaxed; d=cs.nctu.edu.tw; h=date
:from:to:subject:message-id:mime-version:content-type
:content-transfer-encoding; s=rsa1024; bh=dOkD3r2G1hQkgTyMex5QXf
CG2H8=; b=U4thmEZOIV9Z7X4D4gdCM75rb23NtkNBooJr/qC2IMW1bKXBDfx27V
jG8pO0WYcKi9szdO0lZyQXBPh9RkqqOmd3w1sB8srTXOEifDcp0BrTo0tuyV9+R6
gwoW12mi4HyQFM1qboRATLWkzqP38GGbESaDvucU6vbUPDjD3C6as=
DomainKey-Signature: a=rsa-sha1; c=noFWS; d=cs.nctu.edu.tw; h=date:from
:to:subject:message-id:mime-version:content-type
:content-transfer-encoding; q=dns; s=rsa1024; b=YdHrlRhgxtafCn6h
YuidyutlgsgDDKeqEfatQQZgyZ5aqD1dOF599RNa85w9Aisd+9gGese3YdHyBXh5
7X3fJNpGQTvgXr69rr8/zBW8FGknW/LfIR1uA0uEtyH3YDqpCMOmsW5/nV187Lk7
T7nW4sFgbeeK3RRXUumz9JNQtLs=
Date: Mon, 21 May 2012 19:36:31 +0800
From: Yung-Hsiang Liu <liuyh@cs.nctu.edu.tw>
Subject: uwhefuwef
Message-ID: <20120521113631.GH87872@bsd5.cs.nctu.edu.tw>
```

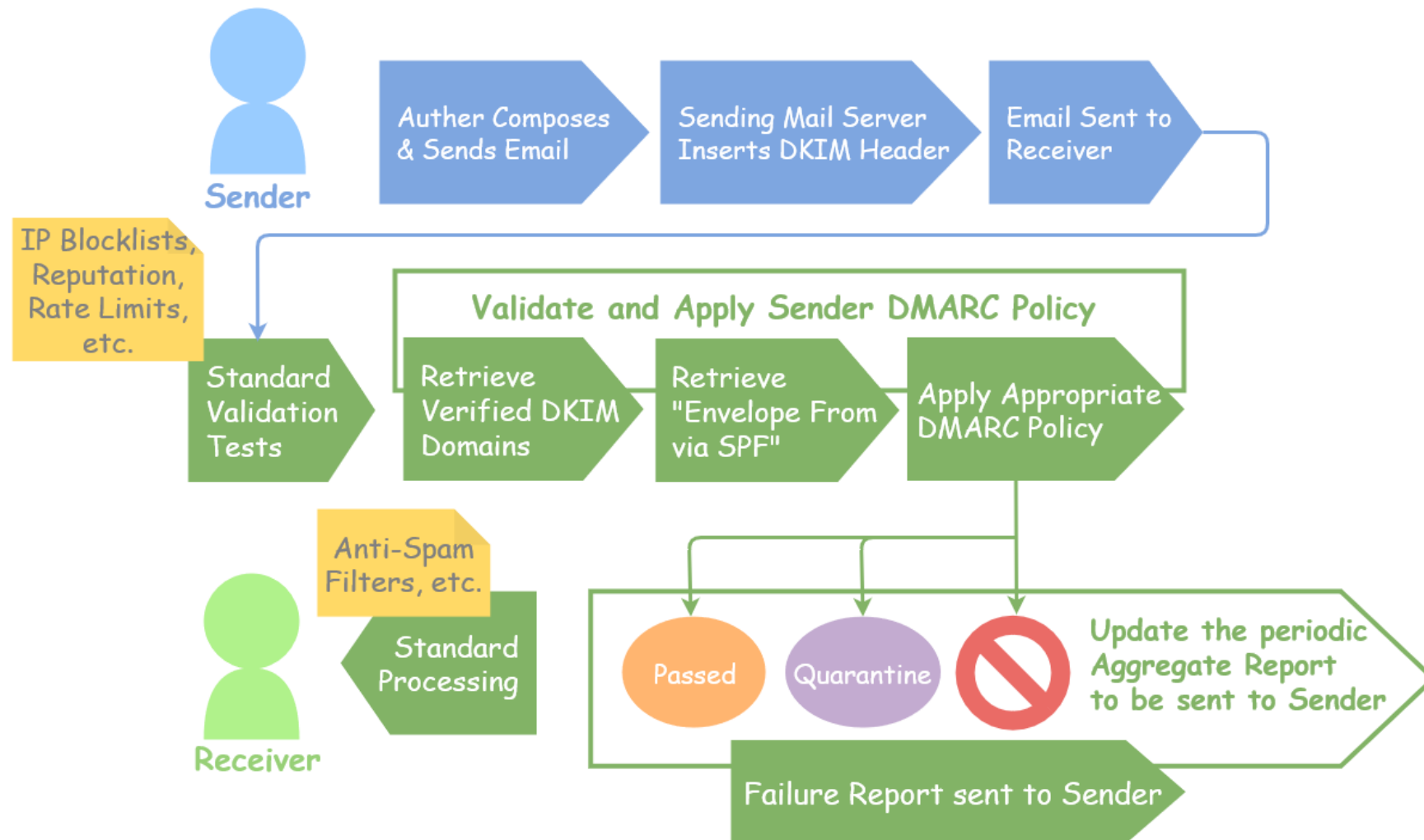
test for dkim check

# DMARC

- ❑ Domain-based Message Authentication, Reporting & Conformance
  - An email authentication, policy, and reporting protocol
  - It builds on SPF and DKIM protocols to provide greater assurance on the identity of the sender of a message
  - Provides feedback data to Domain Owners
  - Allow for blocking of unauthorized email
  - Policies are published as TXT record of DNS Service  
[\\_dmarc.example.com](mailto:_dmarc.example.com)
- ❑ <https://dmarc.org>

# DMARC – The Email Authentication Process

- DMARC is designed to fit into an organization's existing inbound email authentication process



# DMARC Record Syntax – Tag (1/3)

## □ v=<version>

- <version>: DMARC1
- Mandatory. This must be the first supplied tag=value within the dmarc specific text and, while DMARC tag=value pairs are not case sensitive, this one must have the explicit upper-case value DMARC1

## □ p=<policy>

- <policy>: none, quarantine, reject
  - none: Monitoring, no impact on mail flows
  - quarantine: Deliver to spam folder
  - reject: Block mail that fails the DMARC check
- Mandatory and must be the second tag=value pair. Defines the policy the sending MTA advises the receiving MTA to follow

# DMARC Record Syntax – Tag (2/3)

## □ sp=<sub-domain policy>

- <sub-domain policy>: none, quarantine, reject
- Optional. If the following DMARC RR is present:

```
$ORIGIN example.com.  
...  
_dmarc          IN          TXT          "v=DMARC1;p=reject;sp=quarantine"
```

## □ Then failed mail from user@example.com would be rejected but

- mail from user@a.example.com or user@b.a.example.com or
- user@anything.example.com would be quarantined

# DMARC Record Syntax – Tag (3/3)

## ❑ rua=<@mail>

- <@mail>: Optional. A comma delimited list of URI(s) to which **aggregate mail reports** should be sent

## ❑ ruf=<@mail>

- <@mail>: Optional. A comma delimited list of URI(s) to which **detailed failure reports** should be sent

## ❑ pct=<percent>

- <percent>: Number from 0 to 100
- Optional. Defines the percentage of mail to which the DMARC policy applies



# Handling Malicious Mail in Postfix

國立陽明交通大學資工系資訊中心

Computer Center of Department of Computer Science, NYCU

# Postfix Anti – Spam configuration

## □ The SMTP Conversation

- [info@ora.com](mailto:info@ora.com) → smtp.example.com → [kdent@example.com](mailto:kdent@example.com)

Server: 220 smtp.example.com ESMTP Postfix	— <i>smtp_client_restrictions</i>
Client: HELO mail.ora.com Server: 250 smtp.example.com	— <i>smtp_helo_restrictions</i>
Client: MAIL FROM: <info@ora.com> Server: 250 OK	— <i>smtp_sender_restrictions</i>
Client: RCPT TO: <kdent@example.com> Server: 250 OK	— <i>smtp_recipient_restrictions</i>
Client: DATA Server: 354 End data with <CR><LF>.<CR><LF>	— <i>smtp_data_restrictions</i>
Client: To: Kyle Dent<kdent@example.com> From: <info@ora.com> Subject: SMTP Example	— <i>header_checks</i>
This is a message body. It continues until a dot is typed on a line by itself. .	— <i>body_checks</i>

# Postfix Anti – Spam configuration – Client Detection Rules (1)

## □ Four rules in relative detection position

- Rules and their default values
  - `smtpd_client_restrictions =`
    - `smtpd_helo_required = yes`
  - `smtpd_helo_restrictions =`
  - `smtpd_sender_restrictions =`
  - `smtpd_recipient_restrictions =`
    - `permit_mynetworks, reject_unauth_destination`
- Each restriction check result can be:
  - OK (Accept in this restriction)
  - REJECT (Reject immediately without further check)
  - DUNNO (do next check)
- Other options
  - `disable_vrfy_command = yes`

# Postfix Anti – Spam configuration – Client Detection Rules (2)

## □ DNSBL/WL

- `smtpd_client_restrictions`

## □ Greylisting

- `smtpd_recipient_restrictions`

## □ SPF

- `smtpd_recipient_restrictions`

# Postfix Anti – Spam configuration – Client Detection Rules (3)

## 1. Access maps – access(5)

- List of IP addresses, hostnames, email addresses
- Can be used in:

smtpd\_client\_restrictions = **check\_client\_access** hash:/usr/local/etc/postfix/access

smtpd\_helo\_restrictions = **check\_helo\_access** hash:/usr/local/etc/postfix/helohost

smtpd\_sender\_restrictions = **check\_sender\_access** hash:/usr/local/etc/postfix/sender\_access

smtpd\_recipient\_restrictions = **check\_recipient\_access** hash:/usr/local/etc/postfix/rcpt\_access

- Actions
  - OK, REJECT, DUNNO
  - FILTER (redirect to content filter)
  - HOLD (put in hold queue)
  - DISCARD (report success to client but drop)
  - 4xx message or 5xx message

# Postfix Anti – Spam configuration – Client Detection Rules (4)

- Example of access maps

➤ **check\_client\_access** hash:/etc/access

nctu.edu.tw	OK
127.0.0.1	OK
61.30.6.207	REJECT
^\.dynamic\./	REJECT (regexp:)

➤ **check\_helo\_access** hash:/postfix/helohost

greatdeals.example.com	REJECT
oreillynet.com	OK

➤ **check\_sender\_access** hash:/usr/local/etc/postfix/sender\_access

sales@viagra.com	553 Please contact +886-3-5712121-54707.
viagra.com	553 Invalid MAIL FROM
.viagra.com	553 Invalid MAIL FROM
manager@	553 Invalid MAIL FROM

➤ **check\_recipient\_access** hash:/usr/local/etc/postfix/recipient\_access

bin@cs.nctu.edu.tw	553 Invalid RCPT TO command
ftp@cs.nctu.edu.tw	553 Invalid RCPT TO command
man@cs.nctu.edu.tw	553 Invalid RCPT TO command

# Postfix Anti – Spam configuration – Client Detection Rules (5)

## 2. Special client-checking restrictions

- `permit_auth_destination`
  - Mostly used in "smtpd\_recipient\_restrictions"
  - Permit request if destination address matches:
    - The postfix system's final destination setting
      - `mydestination`, `inet_interfaces`, `virtual_alias_domains`, `virtual_mailbox_domains`
    - The postfix system's relay domain
      - `relay_domains`
  - Found → OK, UnFound → DUNNO
- `reject_unauth_destination`
  - Opposite to `permit_auth_destination`
  - Found → REJECT, UnFound → DUNNO
- `permit_mynetworks`
  - Allow a request if client IP match any address in "mynetworks"
    - Usually used in `smtpd_recipient_restrictions`

# Postfix Anti – Spam configuration – Client Detection Rules (6)

## 3. Strict syntax restrictions

> Restrictions that does not conform to RFC

- reject\_invalid\_helo\_hostname
  - Reject hostname with bad syntax
- reject\_non\_fqdn\_helo\_hostname
  - Reject hostname not in FQDN format
- reject\_non\_fqdn\_sender
  - For "MAIL FROM" command
- reject\_non\_fqdn\_recipient
  - For "RCPT TO" command



# Postfix Anti – Spam configuration – Client Detection Rules (7)

## 4. DNS restrictions

- Make sure that clients and email envelope addresses have valid DNS information
  
- `reject_unknown_client_hostname`
  - Reject if the DNS records related to the client IP unreasonable
- `reject_unknown_helo_hostname`
  - Reject if EHLO hostname has no DNS MX or A record
- `reject_unknown_sender_domain`
  - Reject if MAIL FROM domain name has no DNS MX or A record
- `reject_unknown_recipient_domain`
  - Reject if RCPT TO domain name has no DNS MX or A record

# Postfix Anti – Spam configuration – Client Detection Rules (8)

## 5. Real-time blacklists

- Check with DNSxL services
- `permit_dnswl_client list.dnswl.org`
  - <http://www.dnswl.org/>
- `reject_rbl_client domain.tld[=d.d.d.d]`
  - Reject if client IP is detect in DNSBL
- `reject_rhsbl_client domain.tld[=d.d.d.d]`
  - Reject if client hostname has an A record under specified domain
- `reject_rhsbl_sender domain.tld[=d.d.d.d]`
  - Reject if sender domain in address has an A record under specified domain
- `smtpd_client_restrictions =`
  - `hash:/etc/access, reject_rbl_client relays.ordb.org`
- `smtpd_sender_restrictions =`
  - `hash:/usr/local/etc/postfix/sender_access,`
  - `reject_rhsbl_sender dns.rfc-ignorant.org`

# Postfix Anti – Spam configuration – Client Detection Rules (9)

## 6. Policy Service

- Postfix SMTP server sends in a delegated SMTPD access policy request to one special service (policy service).
- Policy service replies actions allowed in Postfix SMTPD access table.
- Usage:
  - `check_policy_service servicename`
- Example: Greylisting (Using Postgrey)
  - `mail/postgrey`
    - `/usr/local/etc/postfix/postgrey_whitelist_clients`
    - `/usr/local/etc/postfix/postgrey_whitelist_recipients`
  - `postgrey daemon runs on port 10023`
  - In `main.cf`
    - `smtpd_recipient_restrictions = ..., reject_unauth_destination, check_policy_service inet:127.0.0.1:10023`

# Postfix Anti – Spam configuration – Client Detection Rules (10)

- Example: SPF Checking (Using postfix-policyd-spf-perl)
  - mail/postfix-policyd-spf-perl
    - /usr/local/etc/postfix/postgrey\_whitelist\_clients
    - /usr/local/etc/postfix/postgrey\_whitelist\_recipients
  - SPF policy service daemon runs on a Unix domain socket
  - In master.cf

```
policyd-spf unix - n n - 0 spawn user=nobody argv=/usr/local/libexec/postfix-policyd-spf-perl
```

- In main.cf
  - smtpd\_recipient\_restrictions = ..., reject\_unauth\_destination, check\_policy\_service unix:private/policy-spf
  - spf-policy\_time\_limit = 3600

# Postfix Anti – Spam configuration – Client Detection Rules (11)

## □ smtpd\_client\_restrictions

- check\_client\_access
- reject\_unknown\_client\_hostname
- permit\_mynetworks
- reject\_rbl\_client
- reject\_rhsbl\_client

## □ smtpd\_helo\_restrictions

- check\_helo\_access
- reject\_invalid\_helo\_hostname
- reject\_unknown\_helo\_hostname
- reject\_non\_fqdn\_helo\_hostname

## □ smtpd\_sender\_restrictions

- check\_sender\_access
- reject\_unknown\_sender\_domain
- reject\_rhsbl\_sender

## □ smtpd\_recipient\_restrictions

- check\_recipient\_access
- permit\_auth\_destination
- reject\_unauth\_destination
- reject\_unknown\_recipient\_domain
- reject\_non\_fqdn\_recipient
- check\_policy\_service

# Postfix Anti – Spam configuration – Content Inspection

## □ before queue, built-in, light-weight

- header\_checks, body\_checks

## □ after queue, external, heavy-weight

- Use smtp, pipe, etc. to inject mail to filters
  - content\_filter
- Accept: Re-inject mail back into Postfix
- Reject: Discard mail / Reject mail

## □ before queue, external, medium-weight

- Method 1: SMTP proxy (smtp)
  - smtpd\_proxy\_filter
- Method 2: Sendmail Milter (milter protocol)
  - SMTP-only: Invoked by smtpd(8), for mail arriving via smtpd(8) server
    - smtpd\_milters, milter\_\*
  - non-SMTP: Invoked by cleanup(8), for mail arriving via sendmail(1), i.e. local mail
    - non\_smtpd\_milters, milter\_\*

## □ Pros and cons

- <http://www.postfix.org/documentation.html> “Content inspection” Section

# Postfix Anti – Spam configuration – Content – Checking rules (1)

## □ 4+ rules – header\_checks(5)

- header\_checks
  - Check for message headers
- mime\_header\_checks
  - Check for MIME headers
- nested\_header\_checks
  - Check for attached message headers
- body\_check
  - Check for message body

## □ All rules use lookup tables

- Ex:  
header\_checks = regexp:/usr/local/etc/postfix/header\_checks  
body\_checks = pcre:/usr/local/etc/postfix/body\_checks

# Postfix Anti – Spam configuration – Content – Checking rules (2)

- ❑ Content-checking lookup table
  - Regular\_Expression Action
- ❑ Actions
  - REJECT message
  - WARN message
    - Log a “warning:” record, for debugging
  - IGNORE
    - Delete matched line of headers or body
  - HOLD message
    - Stay there until the administrator intervenes
  - DISCARD message
    - Claim successful delivery but silently discard
  - FILTER message
    - Send message through a separate content filter



# Postfix Anti – Spam configuration – Content – Checking rules (3)

## ❑ Example of header check

- `header_checks = regexp:/usr/local/etc/postfix/header_checks`
- In `/usr/local/etc/postfix/header_checks`

<code>/take advantage now/</code>	<code>REJECT</code>
<code>/repair your credit/</code>	<code>REJECT</code>

## ❑ Example of body check

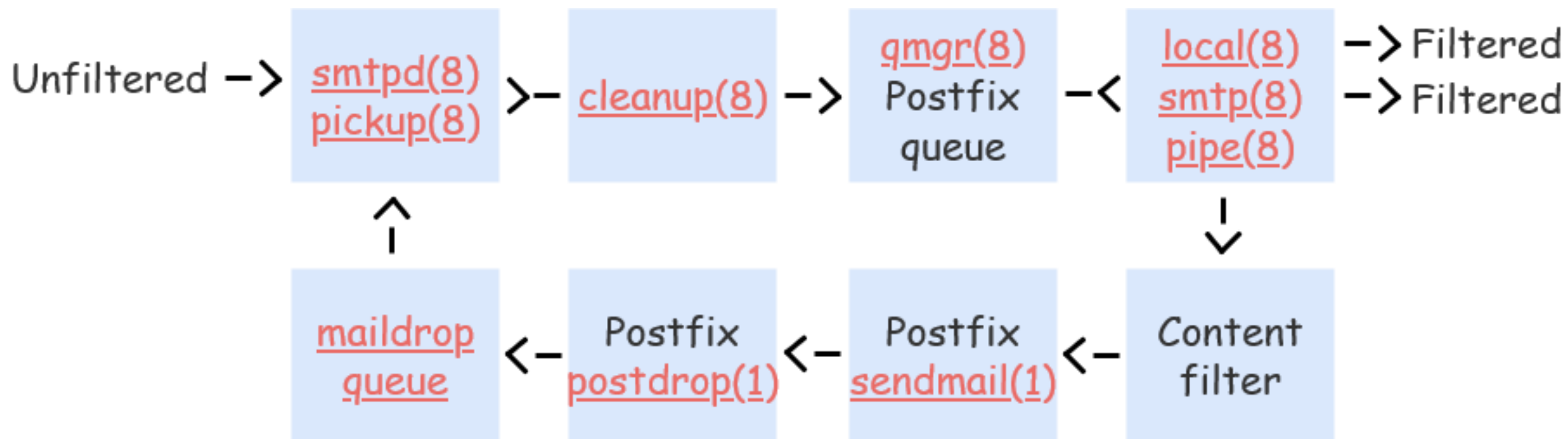
- `body_checks = regexp:/usr/local/etc/postfix/body_checks`
- In `/usr/local/etc/postfix/body_checks`

<code>/lowest rates.*\!/</code>	<code>REJECT</code>
<code>/[:alpha:]&lt;!--.*--&gt;[:alpha:]/</code>	<code>REJECT</code>

# External Filters (After-queue) – (1)

- After-queue filters can be done on
  - MTA
  - MDA
  - MUA
  - ※ Combination of MTA and MUA
    - Adding some extra headers or modifying subject in MTA, and filtering in MUA.
  
- Types of after-queue external filters
  - Command-based filtering
    - New process is started for every message
    - Accept message from **STDIN**
  - Daemon-based filtering
    - Stay resident
    - Accept message via SMTP or LMTP

# External Filters (After-queue) – (2)



- [http://www.postfix.org/FILTER\\_README.html](http://www.postfix.org/FILTER_README.html)

# MDA Filter: Procmail (1)

- ❑ Install Procmail (port or package)
- ❑ Enable Procmail in Postfix
  - In main.cf

```
mailbox_command = /usr/local/bin/procmail
```

- ❑ Create configuration file
  - Create /usr/local/etc/procmailrc

- ❑ Create log files
  - touch /var/log/procmail.log
- ❑ Create directories (optional)
  - mkdir -p /tmp/trash

```
VERBOSE=off
LOGFILE=/var/log/procmail.log

:0b
* ^Subject:.*GGWP.*
/dev/null

:0b
* ^Subject:.*LOL.*
/tmp/trash
```

procmailrc

# MDA Filter: Procmail (2-1) - Filter Chinese Text

- ❑ Encoding problem
  - We need to set two types of encoded Chinese text
  - Base64 and Quote-Printable
- ❑ Tool: mmencode (port or package)
- ❑ Generate encoded text
  - Filter “減肥”
  - Generate Base64 code

```
> echo -n "減肥" | mmencode  
5rib6IK1
```

- Generate QP code

```
> echo -n "減肥" | mmencode -q  
=E6=B8=9B=E8=82=A5=
```

# MDA Filter: Procmail (2-2) - Filter Chinese Text

- Write two rules to filter Chinese text

```
# Base64
:0b
* ^Subject:.*5rib6IK1.*
/dev/null

# Quote-Printable
:0b
* ^Subject:.*=E6=B8=9B=E8=82=A5=.*
/dev/null
```

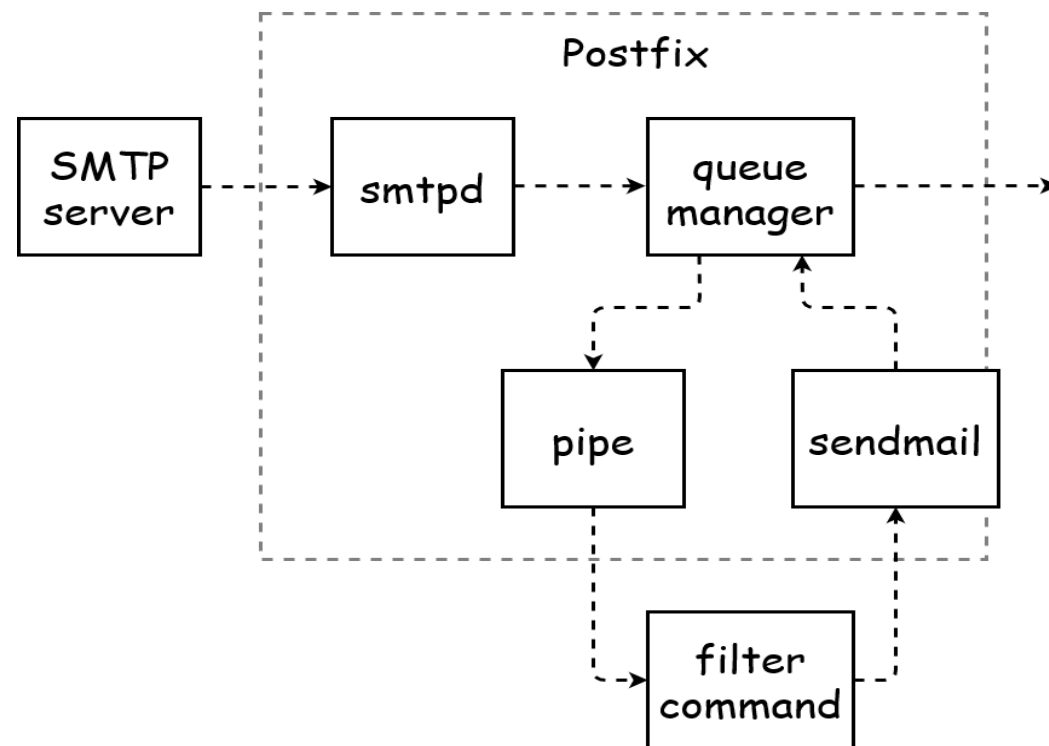
- Log file

```
From lctseng@nasa.lctseng.nctucs.net   Wed Mar   9 12:14:46 2016
Subject:  =?UTF-8?B?5rib6IK1?=
Folder:  /dev/null                               1
```

# Command-Based Filtering (1)

## □ Usage

- Postfix delivers message to this filter via “pipe” mailer
- Program that accepts content on its STDIN
- Program gives the filtered message back to Postfix using the “sendmail” command (with same queue ID)



# Command-Based Filtering (2)

## □ Configuration

- Prepare your filter program (/usr/local/bin/simple\_filt)
- Modify master.cf

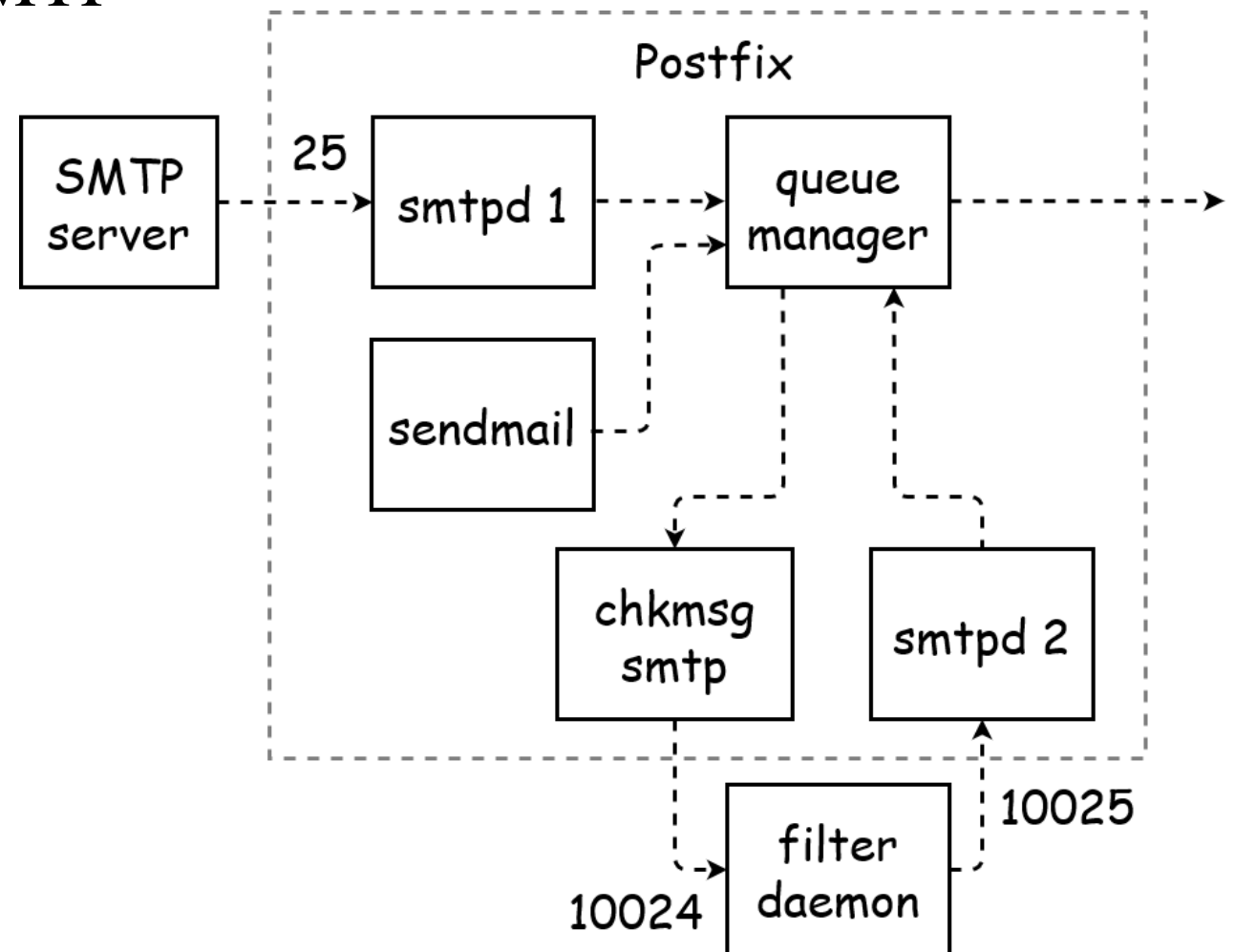
```
#=====
# service type private unpriv chroot wakeup maxproc command + args
#=====
filter  unix  -          n          n          -          -          pipe
         flags=Rq user=filter argv=/usr/local/bin/simple_filt -f ${sender} - -${recipient}
smtpd   inet  n           -          n          -          -          smtpd
         -o content_filter=filter:
```



# Daemon-Based Filtering (1)

## □ Usage

- Message is passed back and forth between Postfix and filtering daemon via SMTP or LMTP



# Daemon-Based Filtering (2) - amavisd-new

- ❑ Primary daemon: amavisd-new
  - Cooperate with other programs
  - Clamav (anti-virus), SpamAssassin (anti-spam)

## ❑ Configuration for amavisd

- Install and configure your content filter
  - security/amavisd-new (port or package)
  - Modify amavisd.conf to send message back

```
$forward_method = 'smtp:127.0.0.1:10025';
```

- Edit /etc/rc.conf

```
amavisd_enable="YES"
```

- Edit main.cf to let postfix use filtering daemon

```
content_filter = smtp-amavis:[127.0.0.1]:10024
```

# Daemon-Based Filtering (3) - amavisd-new

## □ Configuration

- Edit master.cf to add two additional services

```
smtp-amavis unix - - n - 10 smtp
-o smtp_data_done_timeout=1200s
-o smtp_never_send_ehlo=yes
-o notify_classes=protocol,resource,software
127.0.0.1:10025 inet n - n - - smtpd
-o content_filter=
-o mynetworks=127.0.0.0/8
-o local_recipient_maps=
-o notify_classes=protocol,resource,software
-o myhostname=localhost
-o smtpd_client_restrictions=
-o smtpd_sender_restrictions=
-o smtpd_recipient_restrictions=permit_mynetworks,reject
-o smtpd_tls_security_level=
```

# Daemon-Based Filtering (4) - amavisd-new

- Now, your amavisd-new is ready
  - With SpamAssassin installed
  - Run “sa-update” to update the SpamAssassin rules
  - Edit SpamAssassin configuration in amavisd.conf
    - E.g. Change spam detect level

```
$sa_tag2_level_deflt = 3.0;
```

# Daemon-Based Filtering (5) - amavisd-new

## □ The mail source in SPAM-detected mail

```
Received: from demol.nasa.lctseng.nctucs.net (localhost [127.0.0.1])
  by localhost (Postfix) with ESMTP id 1A945274
  for <lctseng@nasa.lctseng.nctucs.net>; Wed, 9 Mar 2016 14:14:39 +0800 (CST)
X-Virus-Scanned: amavisd-new at nasa.lctseng.nctucs.net
X-Spam-Flag: YES
X-Spam-Score: 4.85
X-Spam-Level: ****
X-Spam-Status: Yes, score=4.85 tagged_above=2 required=3
  tests=[FREEMAIL_ENVFROM_END_DIGIT=0.25, FREEMAIL_FROM=0.001,
  HTML_FONT_LOW_CONTRAST=0.001, HTML_MESSAGE=0.001,
  RCVD_IN_DNSWL_LOW=-0.7, RCVD_IN_MSPIKE_H3=-0.01,
  RCVD_IN_MSPIKE_WL=-0.01, T_REMOTE_IMAGE=0.01, URIBL_ABUSE_SURBL=1.948,
  URIBL_BLACK=1.7, URIBL_WS_SURBL=1.659] autolearn=no autolearn_force=no
Authentication-Results: demol.nasa.lctseng.nctucs.net (amavisd-new);
  dkim=pass (2048-bit key) header.d=gmail.com
Received: from demol.nasa.lctseng.nctucs.net ([127.0.0.1])
  by demol.nasa.lctseng.nctucs.net (demol.nasa.lctseng.nctucs.net [127.0.0.1])
  (amavisd-new, port 10024)
  with SMTP id CjRyliY1516x for <lctseng@nasa.lctseng.nctucs.net>;
  Wed, 9 Mar 2016 14:14:38 +0800 (CST)
```

# Daemon-Based Filtering (6)

## - amavisd-new+ ClamAV

❑ amavisd-new supports lots of anti-virus scanner

❑ Anti-virus with ClamAV

- Install security/clamav (port or package)

- Edit /etc/rc.conf

```
clamav_clamd_enable="YES"
```

- Update virus database

  - Run “freshclam”

- Specify to use clamav in amavisd.conf

```
@av_scanners = (  
  
  ['ClamAV-clamd',  
   \&ask_daemon, ["CONTSCAN {}\n", "/var/run/clamav/clamd.sock"],  
   qr/\bOK$/m, qr/\bFOUND$/m,  
   qr/^. *?: (?!Infected Archive) (.*) FOUND$/m ],  
  );
```

# Daemon-Based Filtering (7)

## - amavisd-new+ ClamAV

- ❑ Set alias for “virusalert” user
  - When there is an infected mail, it will send a notification to this user
  - Alias to “root” or “postmaster”
- ❑ Start ClamAV and restart amavisd-new
  - `service clamav-clamd start`
  - `service amavisd restart`
- ❑ Send a test virus by EICAR organization
  - Plain text

```
X5O!P%@AP[4\PZX54(P^)7CC)7}$EICAR-STANDARD-ANTIVIRUS-TEST-FILE!$H+H*
```

- Reference: [https://en.wikipedia.org/wiki/EICAR\\_test\\_file](https://en.wikipedia.org/wiki/EICAR_test_file)

# Daemon-Based Filtering (8)

## - amavisd-new+ ClamAV

### □ Result of sending EICAR test mail

```
從 Content-filter at demo1.nasa.lctseng.nctucs.net <viralalert@nasa.lctseng.nctucs.net> ☆
主旨 VIRUS (Eicar-Test-Signature) in mail FROM [127.0.0.1] <lctseng@nasa.lctseng.nctucs.net>
給 viralalert@nasa.lctseng.nctucs.net ☆

A virus was found: Eicar-Test-Signature

Scanner detecting a virus: ClamAV-clamscan

Content type: Virus
Internal reference code for the message is 93683-01/SIXGUR_-RBUt

First upstream SMTP client IP address: [127.0.0.1]

Received trace: ESMTPSA://140.113.209.205

Return-Path: <lctseng@nasa.lctseng.nctucs.net>
From: Liang-Chi Tseng <lctseng@nasa.lctseng.nctucs.net>
Message-ID: <56DFCCE9.2010608@nasa.lctseng.nctucs.net>
Subject: CC
The message has been quarantined as: virus-SIXGUR_-RBUt

The message WAS NOT relayed to:
<lctseng@nasa.lctseng.nctucs.net>:
  250 2.7.0 ok, discarded, id=93683-01 - infected: eicar-test-signature

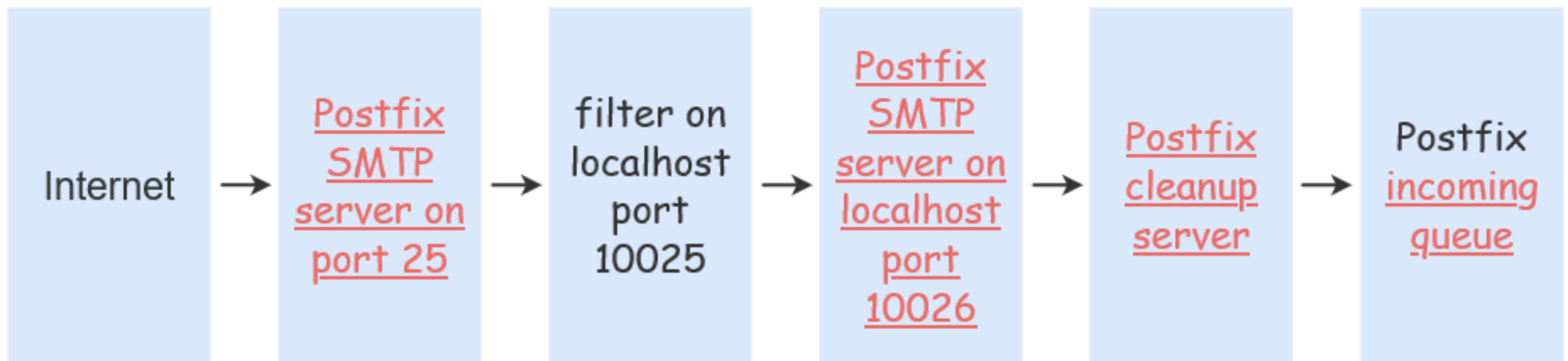
Virus scanner output:
p001: Eicar-Test-Signature FOUND
```



# External Filters (Before-queue) – (1)

## □ Types of before-queue external filters

- SMTP proxy (smtp)
  - smtpd\_proxy\_filter
- From after-queue to before-queue (Software support)
  - content\_filter → smtpd\_proxy\_filter



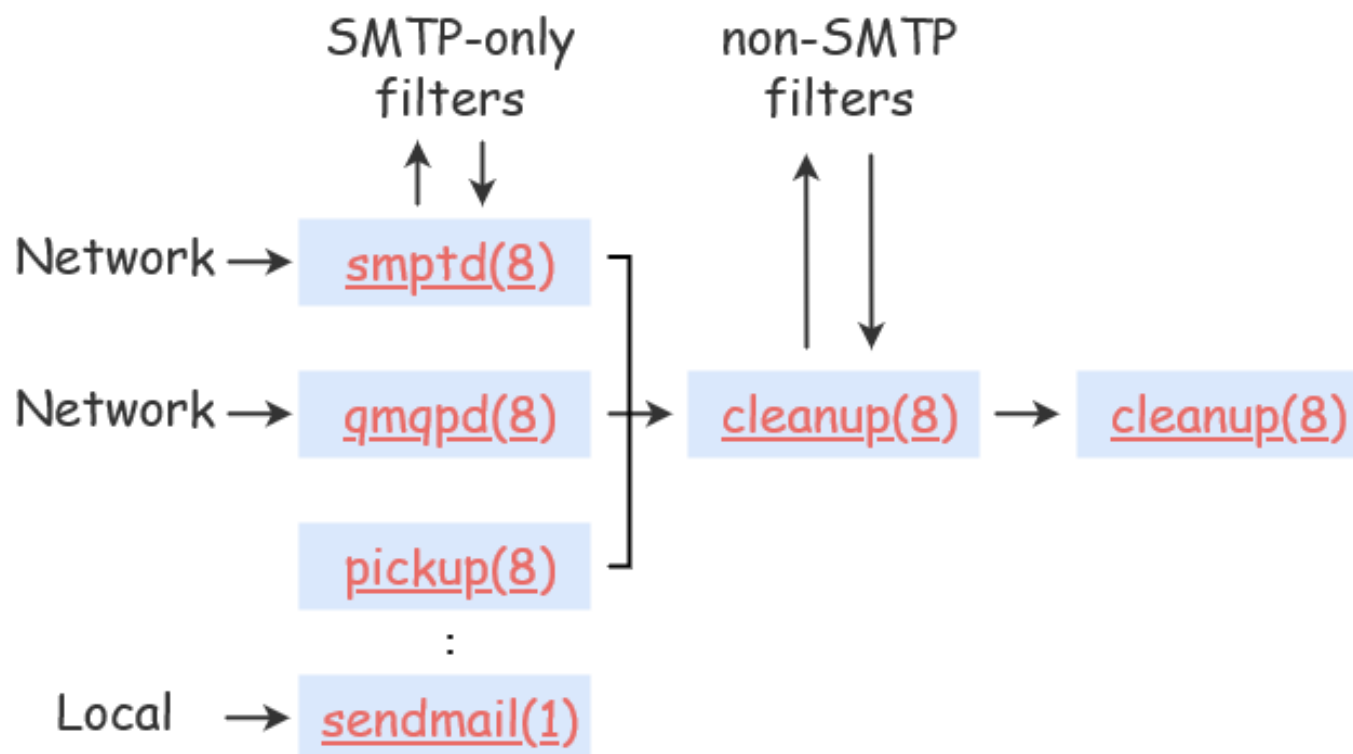
- [http://www.postfix.org/SMTPLD\\_PROXY\\_README.html](http://www.postfix.org/SMTPLD_PROXY_README.html)

# External Filters (Before-queue) – (2)

## □ Types of before-queue external filters

- Sendmail Milter (milter protocol)
  - SMTP-only: Invoked by `smtpd(8)`, for mail arriving via `smtpd(8)` server
    - `smtpd_milters`, `milter_*`
  - non-SMTP: Invoked by `cleanup(8)`, for mail arriving via `sendmail(1)`, i.e. local mail
    - `non_smtpd_milters`, `milter_*`

[http://www.postfix.org/MILTER\\_README.html](http://www.postfix.org/MILTER_README.html)



# Appendix

Postfix Postscreen  
Rspamd

國立陽明交通大學資工系資訊中心

Computer Center of Department of Computer Science, NYCU

# postscreen – Postfix zombie blocker

- ❑ Postscreen (Postfix  $\geq$  2.8)
  - Provide additional protection against mail server **overload**
  - Handle multiple inbound SMTP connections in one process
  - Decide which clients may talk to the Postfix SMTP server process
- ❑ How it works?
  - Maintain a temporary whitelist for clients passing its tests
  - Allow whitelisted clients to skip tests
- ❑ CAUTION
  - Not be used on SMTP ports that receive mail from MUAs
  - postscreen is used on port **25**
  - MUAs submit mail via the submission service (port **587**)
    - Separate IMG/OMG: MX settings
  - [http://www.postfix.org/POSTSCREEN\\_README.html](http://www.postfix.org/POSTSCREEN_README.html)

# postscreen – Basic idea

- ❑ Most mails are spam
  - Spend most resources not receiving mail
- ❑ Mail challenge: Keep zombies away
  - Make an *is-it-a-zombie* decision
  - Whitelist while deciding a client not-a-zombie to avoid further delay
- ❑ Zombies' challenge:
  - Only a limited amount of time to deliver spam before being blacklisted
  - To speed up
    - Speak before their turn
    - Ignore response from SMTP servers
- ❑ To recognize zombies
  - Determine if the remote SMTP client IP is blacklisted
  - Look for protocol compromises

# postscreen – General operation

- ❑ postscreen
  - Involve a number of tests
- ❑ Some tests introduce a delay of a few seconds
  - Maintain a temporary whitelist for clients passing its tests
  - Minimize its impact on legitimate email traffic
- ❑ Default
  - Hand off **all** connections to the SMTP server after logging
  - Useful for **non-destructive** testing
- ❑ Typical production setting
  - **Reject** mail from clients failing one or more tests
  - Log helo, sender, and recipient information

# postscreen – Quick tests

## □ Query local blacklists/whitelists

- Permanent whitelist/blacklist test
  - `postscreen_access_list = permit_mynetworks,`  
`cidr:postscreen_access.cidr`
  - In `postscreen_access.cidr` (**first-matching**)  
`192.168.0.1 permit / dunno`  
`192.168.0.0/16 reject`
  - **WHITELISTED** *[address]:port*
  - **BLACKLISTED** *[address]:port*
- Temporary whitelist test
  - **PASS OLD** *[address]:port*
- MX policy test
  - `postscreen_whitelist_interfaces = !168.100.189.8 static:all`
  - **CONNECT from** *[address]:port to [168.100.189.8]:25*
  - **WHITELIST VETO** *[address]:port*

# postscreen – Tests before greeting – (1)

- ❑ The SMTP server should speak before the client
  - A short delay before "220 ..." server greeting
    - For DNSWL/BL lookup results to arrive
    - `postscreen_greet_wait = ${stress?2}${stress:6}s`
- ❑ Pregreet test
  - Detect zombies that speak before their turn
  - `postscreen_greet_banner = $smtpd_banner`
    - "220-text ..." vs. "220 text ..."
    - Disable the teaser banner
      - `postscreen_greet_banner =`
  - **PREGREET** *count after time from [address]:port text...*



# postscreen – Tests before greeting – (2)

## □ DNSWL/BL test

- `postscreen_dnsbl_sites = highqualityblacklist.example.com*2  
lowerqualityblacklist.example.net  
list.dnswl.org*-5  
example.com=127.0.0.4`
- `postscreen_dnsbl_threshold = 1`
  - Determine when `postscreen_greet_wait` time has elapsed
- `postscreen_dnsbl_reply_map = texthash:dnsbl_reply`
  - In `dnsbl_reply`  
`secret.zen.spamhaus.org      zen.spamhaus.org`
- **DNSBL rank count for [address]:port**
- Wietse needed new material for a LISA conference presentation in November 2010, so he added support for DNSBL weights and filters in August

# postscreen – Tests fail before greeting

## □ Actions

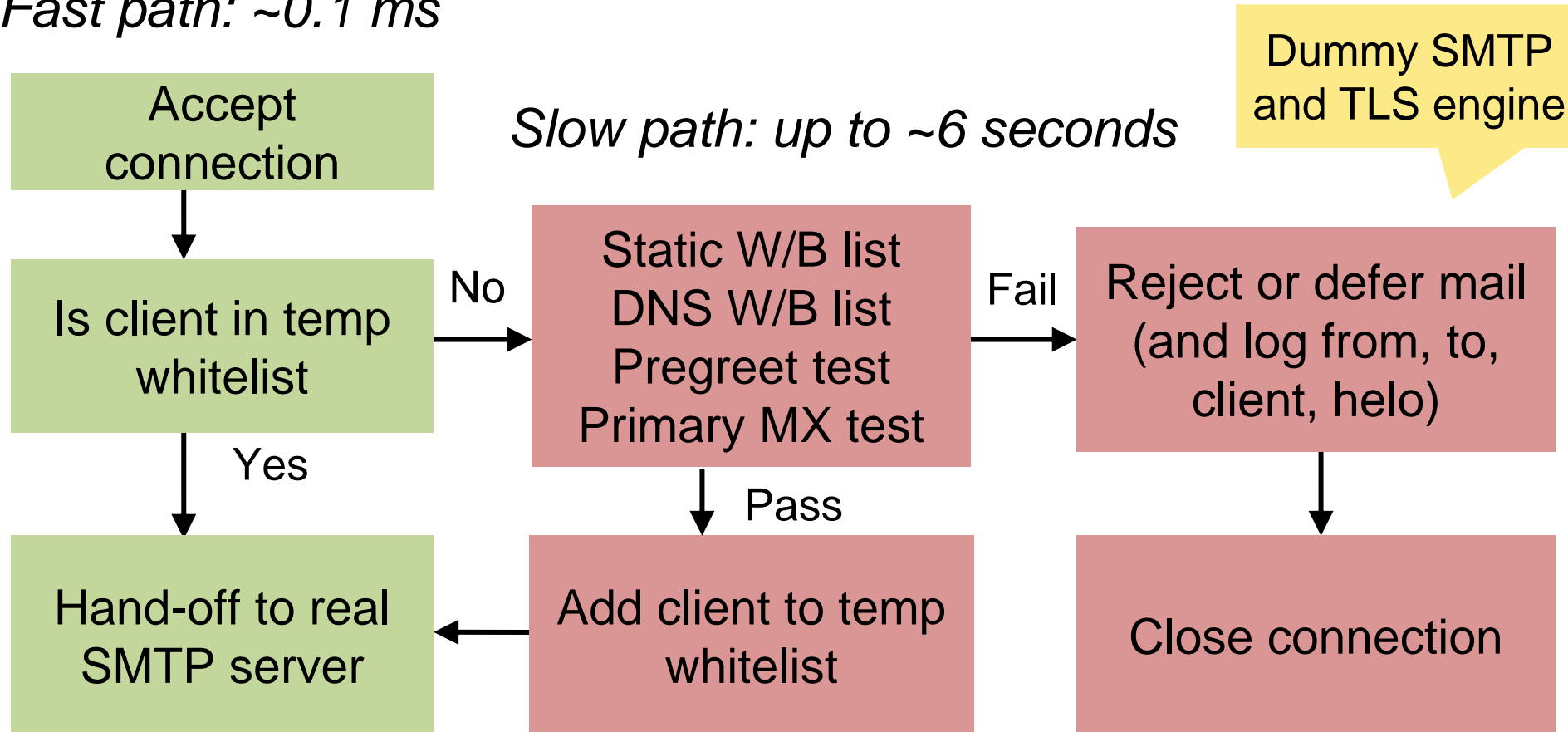
- ignore (default)
- enforce
  - Allow other tests to complete, reply 550, and log helo/sender/recipient
- drop
  - Reply 521 immediately

## □ postscreen\_\*\_action

- postscreen\_blacklist\_action
  - Match permanent blacklist
- postscreen\_greet\_action
  - Fail pregreet test
- postscreen\_dnsbl\_action
  - DNSBL score is equal to or greater than the threshold

# postscreen – Workflow before SMTP

*Fast path: ~0.1 ms*



# postscreen – Multi-layer defense

## □ Layer 1

- Block connections from zombies and other spambots
- Single process
- 90% of all spams

## □ Layer 2

- Complex SMTP access checks
- Postfix SMTP server, policy daemons, Milter applications

## □ Layer 3

- Light-weight content inspection
- header\_checks, body\_checks

## □ Layer 4

- Heavy-weight content inspection with external content filters

# postscreen – Tests after greeting – (1)

## □ "Deep protocol" tests

- Use an SMTP protocol engine built into postscreen
- When a good client passes the tests
  - Add the client to the temporary whitelist
  - **CAN\*NOT\*** hand off the live connection to the SMTP server
  - Reply 4xx status
- Built-in SMTP engine does **\*NOT\*** implement
  - AUTH
    - May be added in the future
    - (Workaround) Not enable tests after greeting
    - (Workaround) End-user should connect directly to the submission service
  - XCLIENT
  - XFORWARD

# postscreen – Tests after greeting – (2)

## ❑ Command pipelining test

- Not announce support for ESMTP command pipelining
  - `postscreen_pipelining_enable`
  - `postscreen_pipelining_action = enforce`

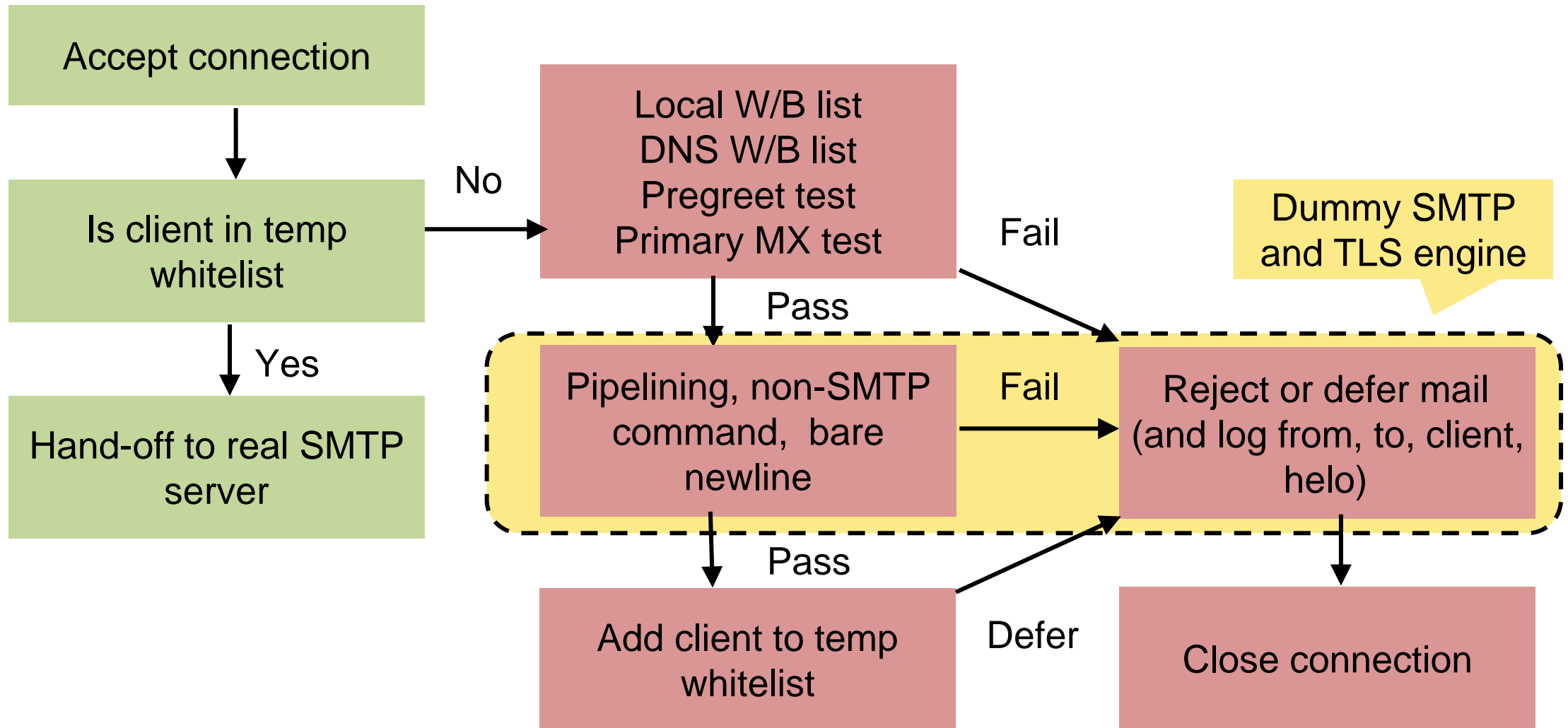
## ❑ Non-SMTP command test

- Block clients sending commands in `postscreen_forbidden_commands`
  - `postscreen_non_smtp_command_enable`
  - `postscreen_non_smtp_command_action = drop`

## ❑ Bare newline test

- Block clients whose sending lines ended with ‘\n’ instead of ‘\r\n’
  - `postscreen_bare_newline_enable`
  - `postscreen_bare_newline_action = ignore`

# postscreen – Workflow before/after SMTP



# postscreen – Other errors

## ❑ Too many connections

- `postscreen_client_connection_count_limit =`  
`$smtpd_client_connection_count_limit = 50`
  - **NOQUEUE: reject: CONNECT from [address]:port: too many connections**
- `postscreen_pre_queue_limit = $default_process_limit = 100`
  - **NOQUEUE: reject: CONNECT from [address]:port: all server ports busy**

## ❑ Others

- **HANGUP** after *time* from [address]:port in *test name*
- **COMMAND TIME/COUNT/LENGTH LIMIT** from [address]:port



# postscreen – When all tests succeed

- ❑ Create a temporary whitelist entry
  - Controlled with the `postscreen_*_ttl` parameters
  - `PASS NEW [address]:port`
- ❑ No "deep protocol tests"
  - Hand off the "live" connection to the SMTP server
  - The client can continue as if postscreen never existed
- ❑ When using "deep protocol tests"
  - Reply 4xx
  - Log helo, sender, and recipient
  - Mitigate the impact by giving long TTL

# postscreen – Turning on – (1)

□ In master.cf

#smtp	inet	n	-	n	-	-	smtpd
smtp	inet	n	-	n	-	1	postscreen
smtpd	pass	-	-	n	-	-	smtpd
dnsblog	unix	-	-	n	-	0	dnsblog
#tlsproxy	unix	-	-	n	-	0	tlsproxy
#submission	inet	n	-	n	-	-	smtpd

- Original smtp: smtpd → postscreen
- New smtpd: smtpd
  - Handle SMTP connections handed off by postscreen
- New dnsblog: dnsblog
  - DNSBL/WL lookups
- New tlsproxy: tlsproxy
  - Support STARTTLS
  - The implementation led to the discovery of a **new** class of vulnerabilities
- New submission: smtpd
  - Listen on 587, and wait for MUAs

# postscreen – Turning on – (2)

- ❑ Blocking mail with postscreen
  - postscreen\_blacklist\_action
  - postscreen\_greet\_action
  - postscreen\_dnsbl\_action
  
- For testing postscreen functionality
  - soft\_bounce=yes
  - In master.cf
    - -o soft\_bounce=yes

# Rspamd

- ❑ Rapid spam filtering system (<https://rspamd.com>)
  - <https://github.com/rspamd/rspamd>
  - <https://rspamd.com/features.html>
  - <https://rspamd.com/comparison.html>
  - <https://rspamd.com/doc/integration.html>

```
#smtpd_milters = unix:/var/lib/rspamd/milter.sock
# or for TCP socket
smtpd_milters = inet:localhost:11332

# skip mail without checks if something goes wrong
milter_default_action = accept

# 6 is the default milter protocol version;
# prior to Postfix 2.6 the default protocol was 2.
# milter_protocol = 6
```