

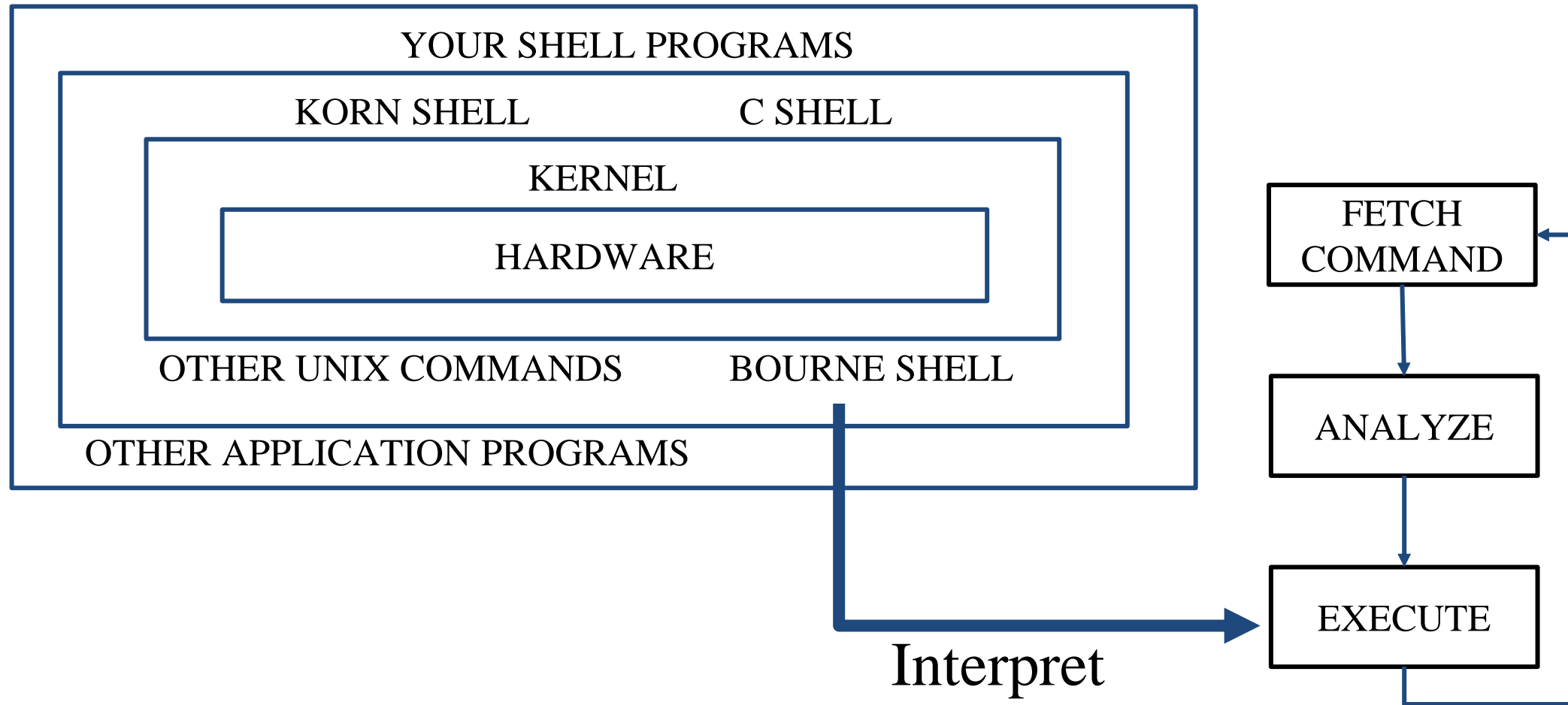
# Drivers and Kernel

lwhsu (2019-2023, CC BY)  
? (?-2018)

國立陽明交通大學資工系資訊中心

Computer Center, Department of Computer Science, NYCU

# Introduction – UNIX Kernel and Shell



# Run-time structure of the kernel

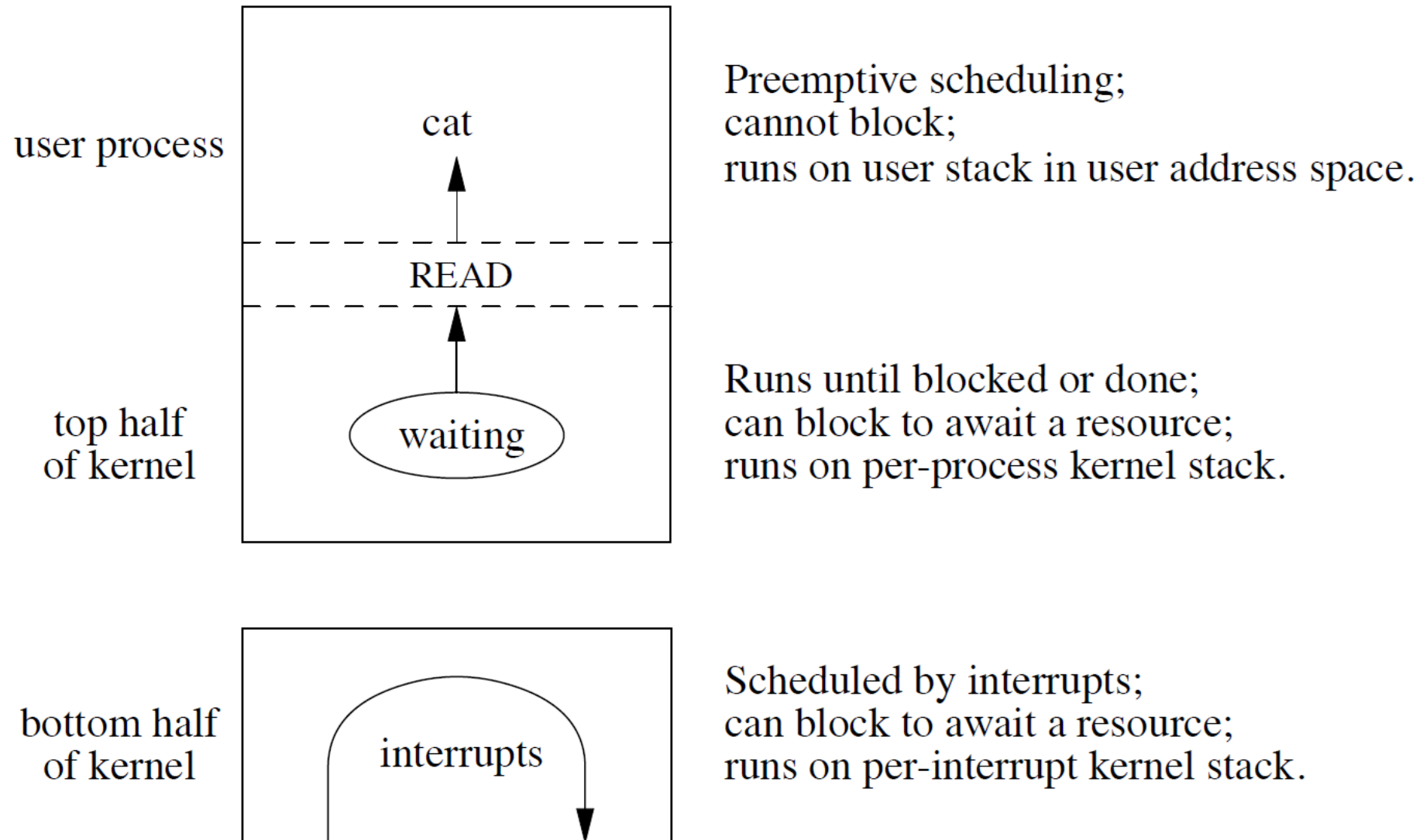
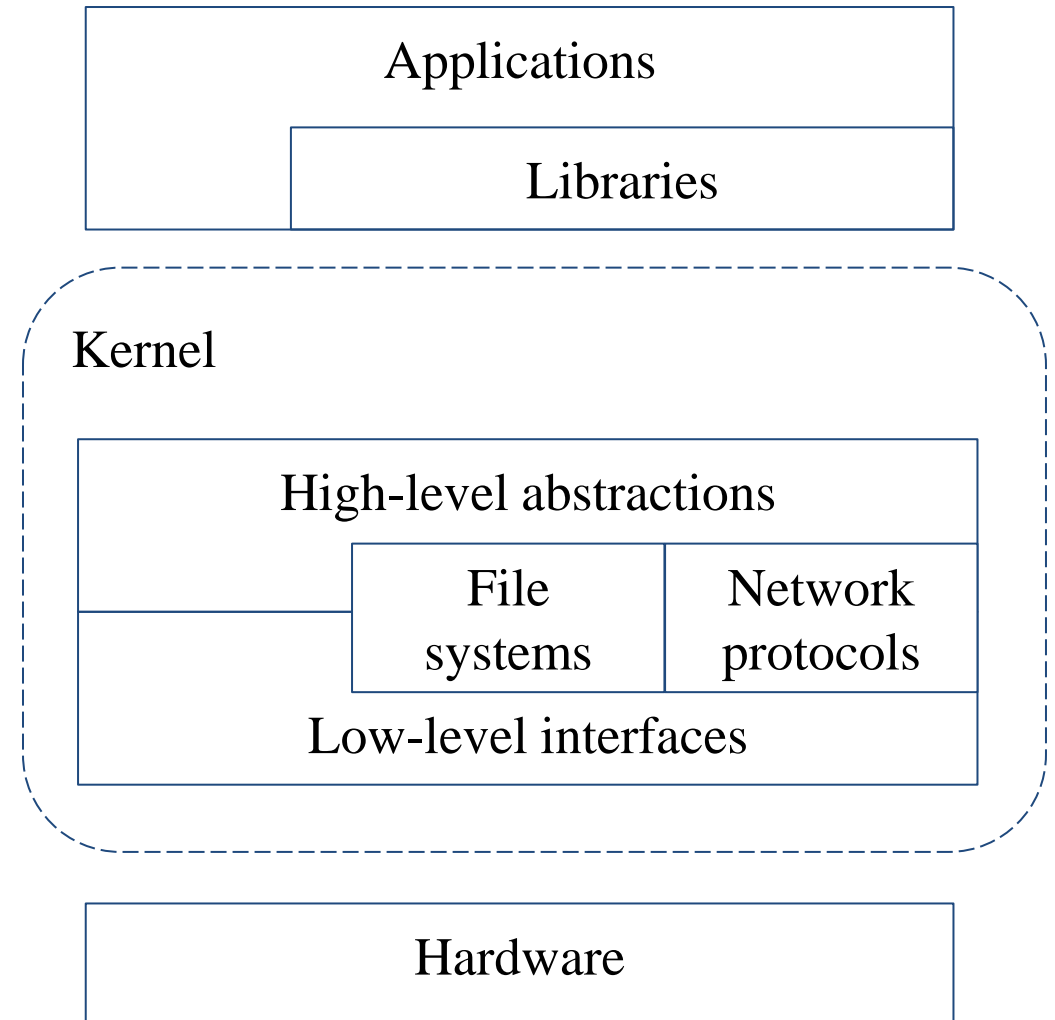


Figure 3.1 - Design and Implementation of the FreeBSD Operating System, The, 2nd Edition

# Roles of Kernel

- Components of a UNIX System
  - User-level programs
  - Kernel
  - Hardware
- Two roles of kernel (OS)
  - High-level abstractions
    - Process managements
      - Time sharing, memory protect
    - File system management
    - Memory management
    - I/O management
  - Low-level interfaces
    - drivers



# Kernel I/O structure

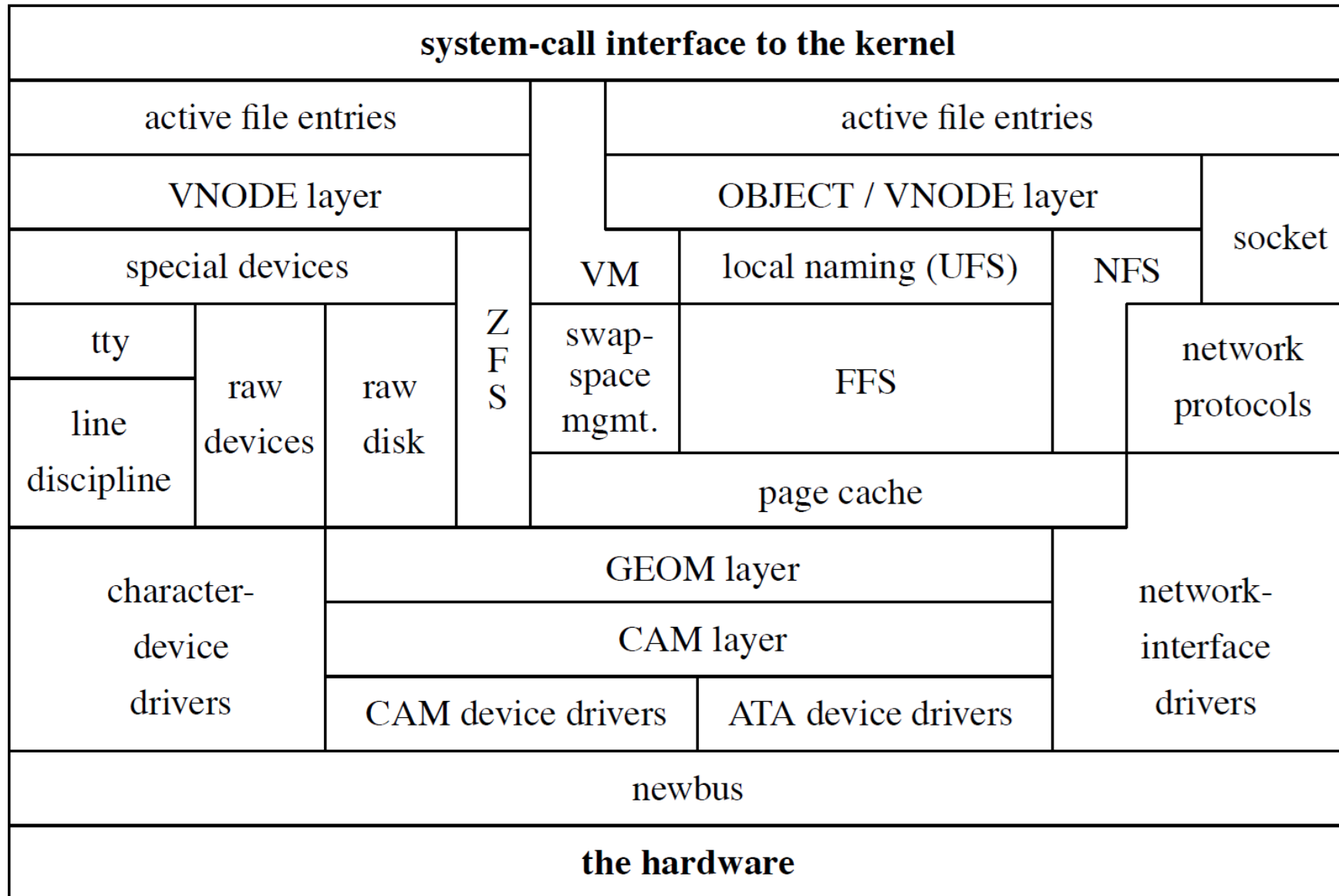
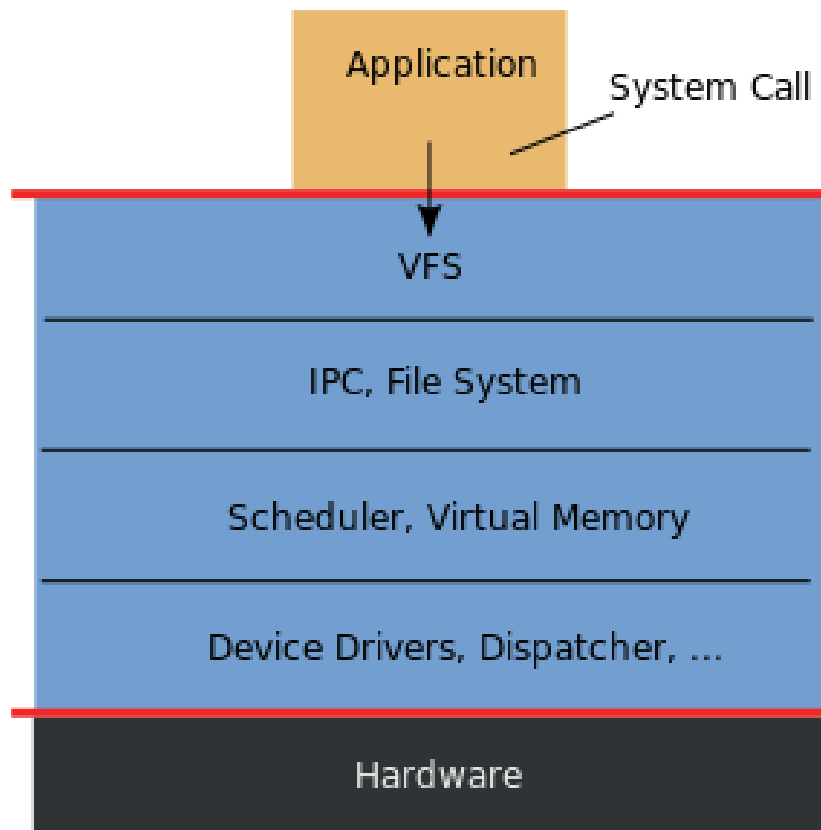


Figure 7.1 - Design and Implementation of the FreeBSD Operating System, The, 2nd Edition

# Kernel Types

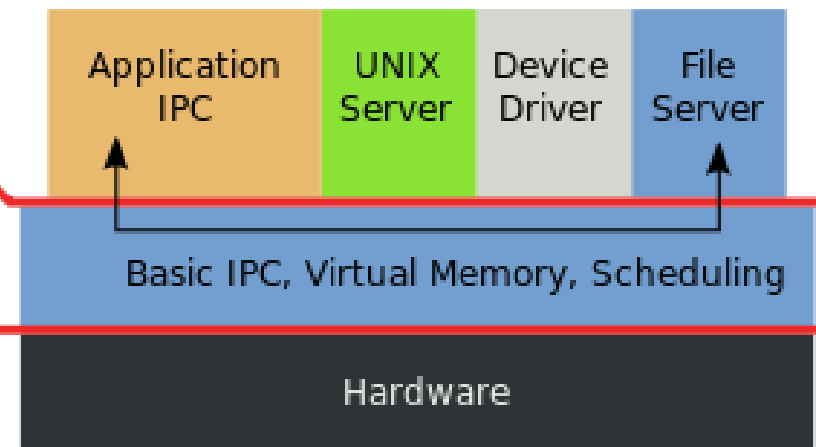
Monolithic Kernel  
based Operating System



Microkernel  
based Operating System

user  
mode

kernel  
mode



# Kernel Types

Concept of being modularized ...  
only provides essential functionalities;  
Put other sophisticated functions into user level  
e.g., I/O management in the user level

- Two extreme types
  - **Microkernel**
    - Provide only necessarily, compact and small functionalities
    - Other functions is **added via well-defined interfaces**
  - **Monolithic kernel (a huge kernel - e.g., UNIX)**
    - Whole functionalities in one kernel, **tightly integrated**
- Modern OS
  - Solaris
    - Completely modular kernel
    - Load necessary module when it is needed
  - BSD/Linux-derived system
    - Much of the kernel's functionality is contained in modules

Monolithic kernel developing towards micro kernel (being more modularized),  
but without IPC (message passing) problem

# Kernel related directories

- Source directory and location

System	Source Directory	Kernel file
FreeBSD	/usr/src/sys	/kernel (< 4.x) /boot/kernel/kernel (>= 5.x)
Linux	/usr/src/linux	/vmlinuz or /boot/vmlinuz
Solaris	-	/kernel/unix
SunOS	/usr/kvm/sys	/vmunix



# Things to help kernel

- boot(8)
- loader(8)
  - loader.conf(5)
  - device.hints(5)
  - kenv(1, 2)
- uefi(8)
  
- Userland bits.

# Why customize kernel?

GENERIC: with most common devices  
and feature supported

- The GENERIC kernel is for general purpose
- Tailoring kernel to match site situation
  - Purge unnecessary kernel devices and options
  - Add functionalities that you want
- Patching
  - Remedy security hole of kernel implementation
- Fine-tuning system performance
  - Such as adjusting important system parameters
- Add device drivers or features
- Decrease boot time
- Lower memory usage

kernel image -> memory usage

# Build and install FreeBSD Kernel

- Kernel source
  - `/usr/src/sys`
- Kernel configuration file
  - `/usr/src/sys/<ARCH>/conf`
    - GENERIC
    - LINT
    - NOTES (all options with comments)
- Steps to build a new kernel
  - Edit `/usr/src/sys/<ARCH>/conf/<KERNCONF>`
    - For example, save a configuration file named as `SABSD`
  - `$ cd /usr/src ;`
  - `$ make -j<N> buildkernel KERNCONF=SABSD`
  - `$ make installkernel KERNCONF=SABSD`

# To Build a FreeBSD Kernel...

- What to Choose?
- What to Load?
- Option Settings?
- Device Drivers?

# Finding the system hardware (1)

- Before venturing into kernel configuration
  - Get an inventory list of the machine's hardware
    - Focus on what you want to use
  - Microsoft's **Device Manager**
- dmesg
  - dmesg(8) - display the system message buffer
  - `cat /var/run/dmesg.boot`

```
vtnet0: <VirtIO Networking Adapter> on virtio_pci0
vtnet0: Ethernet address: xx:xx:xx:xx:xx:xx
vtnet0: netmap queues/slots: TX 8/256, RX 8/128
vtnet0: link state changed to UP
```

# Finding the system hardware (2)

- `pciconf(8)` & man pages
  - `man -k atheros`
    - Find drivers from company name
  - `pciconf -l`
    - List all attached devices

```
ehci1@pci0:0:29:7:      class=0x0c0320 card=0x3a3a8086 chip=0x3a3a8086 rev=0x00 hdr=0x00
pcib10@pci0:0:30:0:    class=0x060401 card=0x244e8086 chip=0x244e8086 rev=0x90 hdr=0x01
isab0@pci0:0:31:0:    class=0x060100 card=0x3a168086 chip=0x3a168086 rev=0x00 hdr=0x00
ahci0@pci0:0:31:2:    class=0x010601 card=0x3a228086 chip=0x3a228086 rev=0x00 hdr=0x00
none8@pci0:0:31:3:    class=0x0c0500 card=0x3a308086 chip=0x3a308086 rev=0x00 hdr=0x00
em0@pci0:3:0:0:       class=0x020000 card=0x00008086 chip=0x10d38086 rev=0x00 hdr=0x00
em1@pci0:2:0:0:       class=0x020000 card=0x00008086 chip=0x10d38086 rev=0x00 hdr=0x00
```

# Finding the system hardware (3)

- `pciconf`
  - `pciconf -lv`

```
none3@pci0:0:20:3:      class=0x028000 card=0x00348086 chip=0x9df08086 rev=0x30 hdr=0x00
  vendor      = 'Intel Corporation'
  device      = 'Cannon Point-LP CNVi [Wireless-AC]'
  class       = network
```

```
em0@pci0:0:31:6:      class=0x020000 card=0x20748086 chip=0x15be8086 rev=0x30 hdr=0x00
  vendor      = 'Intel Corporation'
  device      = 'Ethernet Connection (6) I219-V'
  class       = network
  subclass    = ethernet
nvme0@pci0:109:0:0:   class=0x010802 card=0x2263c0a9 chip=0x2263c0a9 rev=0x03 hdr=0x00
  vendor      = 'Micron/Crucial Technology'
  device      = 'P1 NVMe PCIe SSD'
  class       = mass storage
  subclass    = NVM
```

May not support by GENERIC because of size, license, or...

# Finding the system hardware (4)

- Man page for devices
  - man [device]
  - e.g.: man em

```
NAME
  em – Intel(R) PRO/1000 Gigabit Ethernet adapter driver

SYNOPSIS
  To compile this driver into the kernel, place the following line in your
  kernel configuration file:

      device em

  Alternatively, to load the driver as a module at boot time, place the
  following line in loader.conf(5):

      if_em_load="YES"
```

- Live CD



# Configuration file of FreeBSD Kernel

- Each line is a control phrase
  - Keyword + arguments
  - config(5), config(8)

Keyword	Function	Example
machine	Sets the machine architecture	amd64 or arm64
cpu	Sets the CPU type	HAMMER or ARM64
ident	Sets the name of the kernel	SABSD
(no)options	Sets various compile-time options	INET, INET6
device	Declares devices	em, ix
envvar	Set compiled-in env prepared for loader(8)	hint.psm.0.irq="12"
(no)makeoptions	Set options for generated makefile	DEBUG=g

```
cpu          HAMMER
ident       GENERIC
makeoptions  DEBUG=-g          # Build kernel with gdb(1) debug symbols
options     SCHED_ULE        # ULE scheduler
options     INET             # InterNETworking
device      em
```

**amd64/conf/GENERIC**

# Backup kernel

Old kernel is automatically moved to kernel.old when you're installing the new kernel

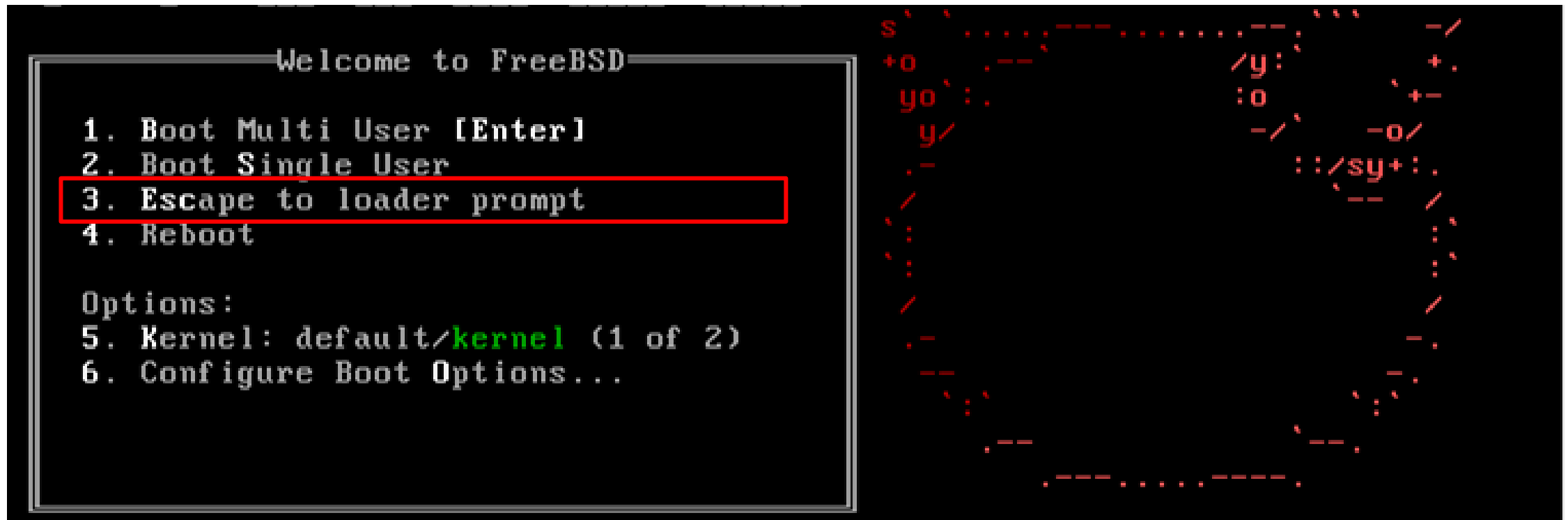
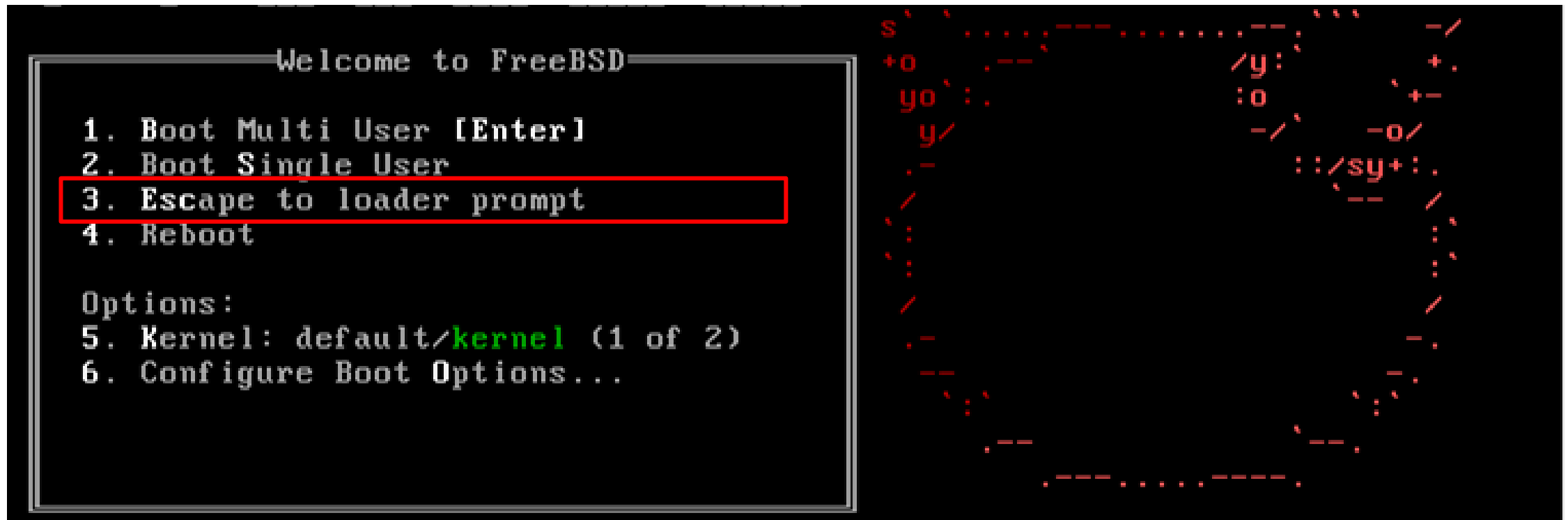



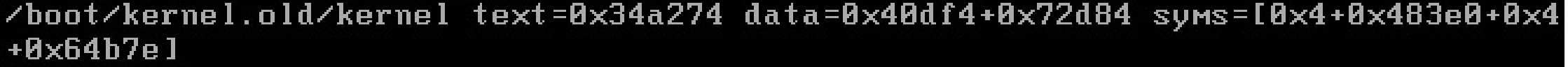



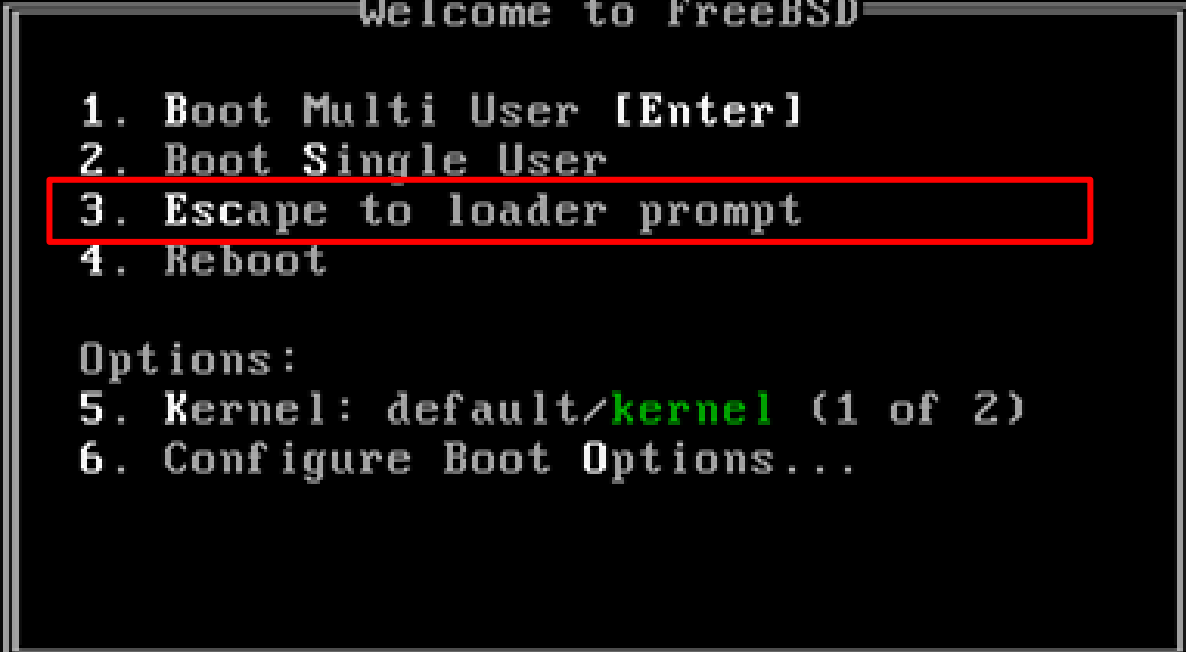




- Kernel file locations
  - Put in the /boot directory
  - /boot/kernel/kernel, /boot/kernel.old/kernel
- If something goes wrong
  - **ok mode !**
    - unload kernel; load kernel.old/kernel
    - load kernel modules
  - `mv /boot/kernel /boot/kernel.bad`

# Ok mode

```
Welcome to FreeBSD

1. Boot Multi User [Enter]
2. Boot Single User
3. Escape to loader prompt
4. Reboot

Options:
5. Kernel: default/kernel (1 of 2)
6. Configure Boot Options...
```



```
Type '?' for a list of commands, 'help' for more detailed help.
OK unload kernel
OK load /boot/kernel.old/kernel
/boot/kernel.old/kernel text=0x34a274 data=0x40df4+0x72d84 syms=[0x4+0x483e0+0x4
+0x64b7e]
OK _
```

Or “enable modules” in the ok mode..

# Tuning the FreeBSD Kernel

- `sysctl(8)` command

- Dynamically set or get kernel parameters
- All changes made by `sysctl` will be lost across reboot
- Use `sysctl` to tune the kernel and test it, then recompile the kernel

*The other way is to write your settings into `/etc/sysctl.conf`...*

- Format:

- `% sysctl [options] name[=value] ...`

- E.g.:

- `% sysctl -a` # list all kernel variables
- `% sysctl -d vfs.zfs.arc_max` # print the description of the variable
- `% sysctl vfs.zfs.arc_max` # print the value of the variable
- `% sudo sysctl vfs.zfs.arc_max=4294967296` # set (only root writable) value

- `tuning(7)`

# Kernel modules

- Kernel module location

- /boot/kernel/\*.ko
- /boot/modules

- kldstat

```
zfs [/boot/kernel] -chiahung- kldstat
Id Refs Address      Size      Name
 1    15 0xc0400000 4abd60   kernel
 2     1 0xc08ac000 13b0fc   zfs.ko
 3     2 0xc09e8000 3d5c     opensolaris.ko
 4     2 0xc09ec000 16b84    krpc.ko
 5     1 0xc0a03000 8c48     if_le.ko
```

- Load/unload kernel modules

- kldload(8), kldunload(8)
  - E.g., kldload if\_em

- Examples in share/examples/kld

# Procedure of Loading a Device Module

- Loading a device module
  1. `pciconf -l` for a device
  2. `man vendor name for module name in BSD`
  3. find the name in `/boot/kernel/*.ko`
  4. `kldload [module name]`
  5. Setup permanently by
    - A. Recompile the kernel or**
    - B. Add `[module name]_enable="YES"` in `/boot/loader.conf` or**
    - C. Put to `"kld_list"` in `/etc/rc.conf`**
- **`devmatch(8)`**

# Building Linux Kernel

- General procedure
  - Install kernel toolchain
  - Get source code from <https://kernel.org>
  - Extract to /usr/src/linux
  - make menuconfig
  - make -jN
  - make modules
  - make modules\_install
  - make install
  - Check /boot/{initramfs.img,System.map,vmlinuz}
- Check the distribution specified method
  - Kernel package

# Reference

- <https://docs.freebsd.org/en/books/handbook/kernelconfig/#kernelconfig-config>
- /usr/src/sys/<ARCH>/conf
  - LINT, NOTES -> machine dependent kernel configuration with comments
    - sys/conf/NOTES
  - GENERIC
- "building kernel" of Linux distributions documents
  - <https://kernel-team.pages.debian.net/kernel-handbook/ch-common-tasks.html#s-common-official>
  - <https://wiki.ubuntu.com/Kernel/BuildYourOwnKernel>
  - [https://wiki.archlinux.org/index.php/Kernel/Arch\\_Build\\_System](https://wiki.archlinux.org/index.php/Kernel/Arch_Build_System)
  - [https://wiki.centos.org/HowTos/Custom\\_Kernel](https://wiki.centos.org/HowTos/Custom_Kernel)



# Backup Slides

國立陽明交通大學資工系資訊中心

Computer Center, Department of Computer Science, NYCU

# Kernel Module (c.)

- Build & install kernel module from 3rd party
- DKMS (Dynamic Kernel Module Support)
- Interfaces
  - API
  - ABI
  - KPI
  - KBI