



Web

ssuyi

Outline

❑ Web hosting

- Basics
- Client-Server architecture
- HTTP protocol
- Static vs. dynamic pages
- Virtual hosts

❑ Proxy

- Forward proxy
- Reverse proxy
- squid

Web Hosting

– Basics (1)

- ❑ Three major techniques in WWW (World Wide Web) System
 - HTML
 - HTTP
 - URL
- ❑ HTML (1) – HyperText Markup Language
 - Providing a means to describe the structure of text-based information in a document.
 - The original HTML is created by Tim Berners-Lee.
 - Published in 1993 by the IETF as a formal "application" of SGML (with an SGML Document Type Definition defining the grammar).
 - The HTML specifications have been maintained by the World Wide Web Consortium (W3C).
 - <http://www.w3.org/>

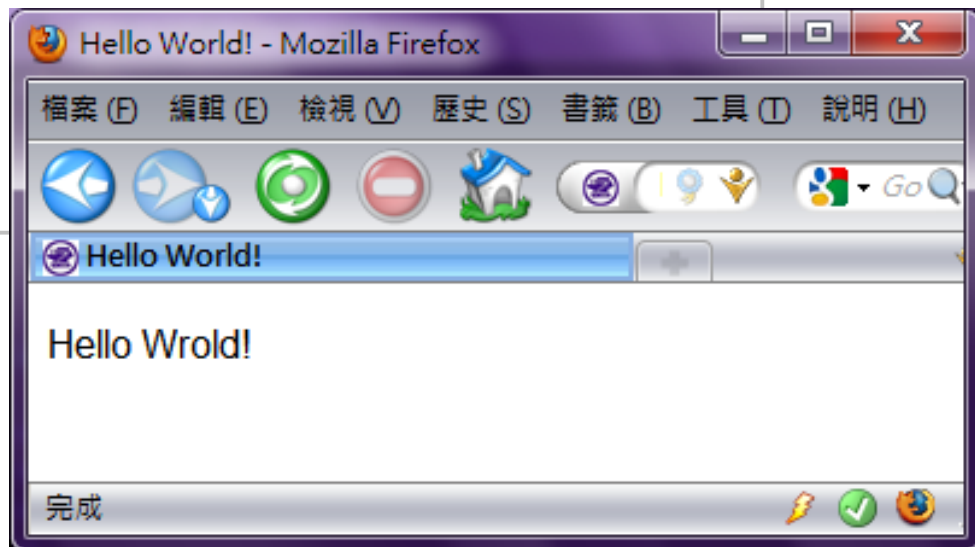
Web Hosting

– Basics (2)

□ HTML (2)

- Mark-up the text and define presentation effect by HTML Tags.

```
<!DOCTYPE HTML PUBLIC "-//W3C//DTD HTML 4.01//EN">
<html>
  <head>
    <title>Hello World!</title>
  </head>
  <body>
    <p>Hello Wrold!</p>
  </body>
</html>
```



Web Hosting

– Basics (3)

□ HTTP – Hyper-Text Transfer Protocol

- A TCP-based protocol
- Communication method between client and server. All browsers and web servers have to follow this standard.
- Originally designed to transmit HTML pages.
- Now it is used to format, transmit, and link documents of variety media types
 - Text, picture, sound, animation, video, ...
- HTTPS – secured version.

Web Hosting

– Basics (4)

□ URL – Uniform Resource Locator

- Describe how to access an object shared on the Internet (RFC 1738)

- Format

- Protocol :// [[username [:password] @] hostname [:port]]
[/directory] [/filename]

WHERE

*The file is on the machine www.apache.org
in the directory /foundation.*

http://www.apache.org/foundation/FAQ.html

HOW

Hyper-Text Transfer Protocol

WHAT

The file I want is FAQ.html.

- ex:

- http://www.cs.nctu.edu.tw/
- ftp://ftp.cs.nctu.edu.tw/
- telnet://bs2.to/

Web Hosting

– Basics (5)

□ URL Protocols

Proto	What it does	Example
http	Accesses a remote file via HTTP	http://www.cs.nctu.edu.tw
https	Accesses a remote file via HTTP/SSL	https://www.cs.nctu.edu.tw
ftp	Accesses a remote file via FTP	ftp://ftp.cs.nctu.edu.tw/
file	Access a local file	file:///home/lwhsu/.tcshrc
mailto	Sends mail	mailto:liuyh@cs.nctu.edu.tw
news	Accesses Usenet newsgroups	news:tw.bbs.comp.386bsd

Web Hosting

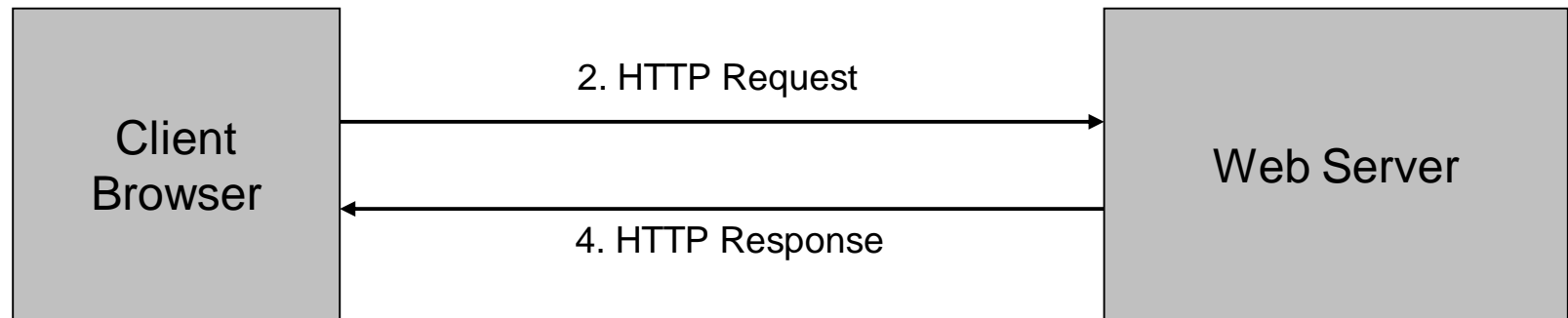
– Client-Server Architecture (1)

❑ Client-server architecture

- Web Server: Answer HTTP request
- Web Client: Request certain page using URL

1. Send the request to server which URL point to

3. Respond the HTML resource pointed by URL



5. Show the data which HTML resource describes.

Web Hosting

– Client-Server Architecture (2)

- ❑ Using “telnet” to retrieve data from web server

```
liuyh@bsd5 ~/public_html $ telnet www.cs.nctu.edu.tw 80
Trying 140.113.235.47...
Connected to www.cs.nctu.edu.tw.
Escape character is '^]'.
GET /~liuyh/sa.html HTTP/1.0

HTTP/1.1 200 OK
Server: nginx/0.7.62
Date: Sat, 12 Dec 2009 02:14:45 GMT
Content-Type: text/html
Connection: close
Last-Modified: Sat, 12 Dec 2009 02:14:09 GMT
Accept-Ranges: bytes
Content-Length: 201
Vary: Accept-Encoding

<!DOCTYPE HTML PUBLIC "-//W3C//DTD HTML 4.01//EN">
<html>
  <head>
    <title>Hello World!</title>
  </head>
  <body>
    <p>Hello Wrold!</p>
  </body>
</html>
```

Web Hosting

- The HTTP Protocol (1)

□ HTTP: **H**ypertext **T**ransfer **P**rotocol

- RFCs: (HTTP 1.1)
 - <http://www.faqs.org/rfcs/rfc2068.html>
 - <http://www.faqs.org/rfcs/rfc2616.html> (Updated Version)
- Useful Reference: <http://jmarshall.com/easy/http/>
- A network protocol used to deliver virtually all files and other data on the World Wide Web.
 - HTML files, image files, query results, or anything else.
- Client-Server Architecture
 - A browser is an HTTP client because it sends requests to an HTTP server (Web server), which then sends responses back to the client.

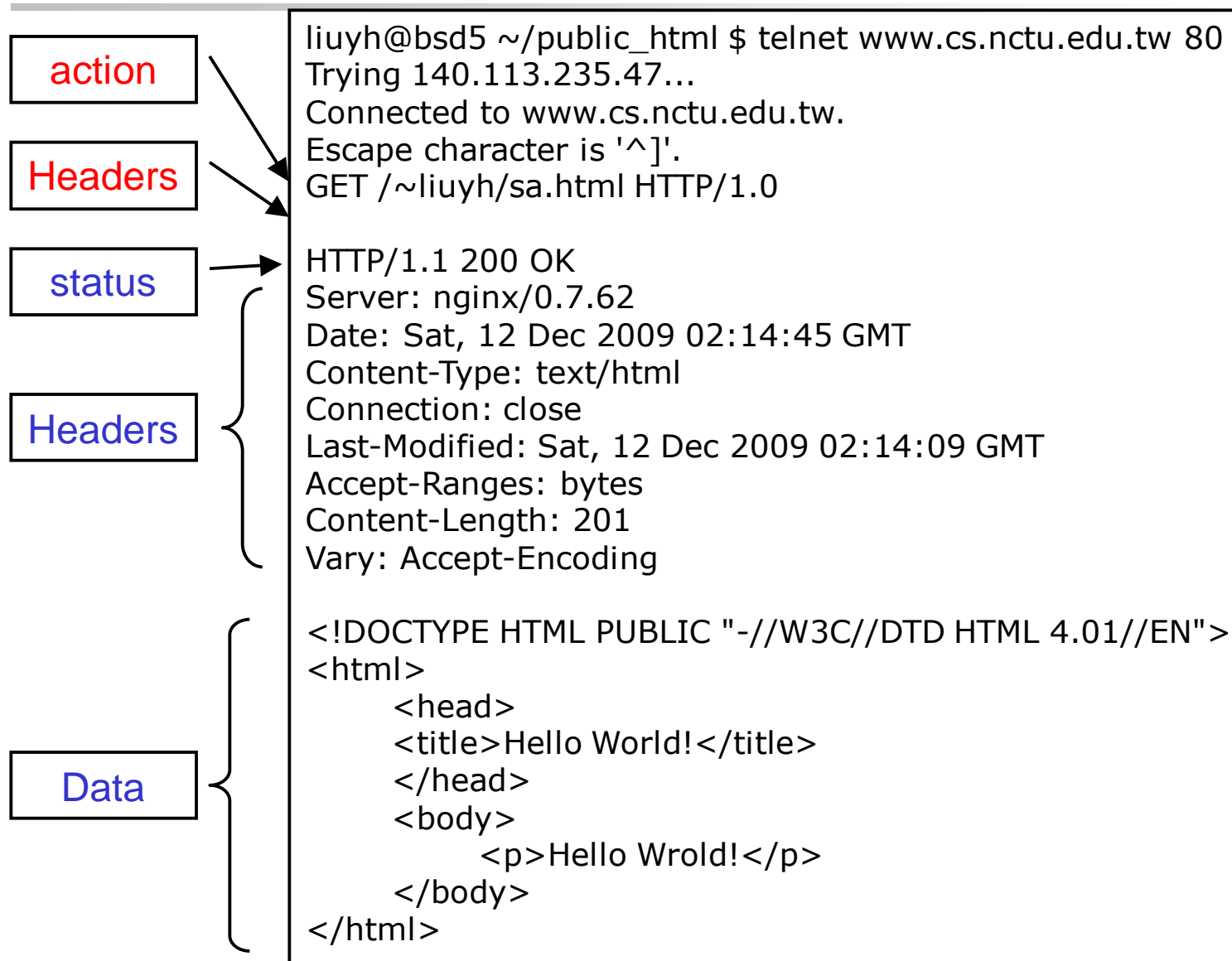
Web Hosting

- The HTTP Protocol (2)

- Clients:
 - ✧ Send Requests to Servers
 - Action “path or URL” Protocol
 - Actions: GET, POST, HEAD
 - Ex. GET /index.php HTTP/1.1
 - Headers
 - Header_Name: value
 - Ex.
Host: www.cs.nctu.edu.tw
 - (blank line)
 - Data ...
- Servers:
 - ✧ Respond to the clients
 - Status:
 - 200: OK
 - 403: Forbidden
 - 404: Not Found
 - 426: Upgrade Required
 - ...
 - Ex. HTTP/1.1 200 OK
 - Headers
 - Same as clients
 - Ex.
Content-Type: text/html
 - (blank line)
 - Data...

Web Hosting

- The HTTP Protocol (3)



Web Hosting

- The HTTP Protocol (4)

□ Get vs. Post (client side)

- Get:
 - Parameters in URL
GET [/get.php?a=1&b=3](#) HTTP/1.1
 - *No data content*
 - Corresponding in HTML files
 - Link URL: <http://nasa.cs.nctu.edu.tw/get.php?a=1&b=3>
 - Using Form:
<form method="GET" action="get.php"> ... </form>
- Post:
 - Parameters in Data Content
POST [/post.php](#) HTTP/1.1
 - Corresponding in HTML files
 - Using Form:
<form method="POST" action="post.php"> ... </form>

Web Hosting

- The HTTP Protocol (5)

□ HTTP Headers:

- What HTTP Headers can do?

[Ref] <http://www.cs.tut.fi/~jkorpela/http.html>

- Content information (type, date, size, encoding, ...)
- Cache control
- Authentication
- URL Redirection
- Transmitting cookies
- Knowing where client come from
- Knowing what software client use
- ...

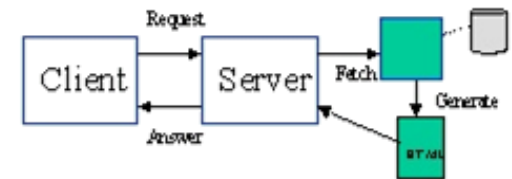
Web Hosting

- Static vs. Dynamic Pages (1)

❑ Static vs. Dynamic Pages



An HTML document stored in a file is a static Web page. Unless the file is edited, its content does not change.



A dynamic Web page is generated or partially generated each time it is accessed.

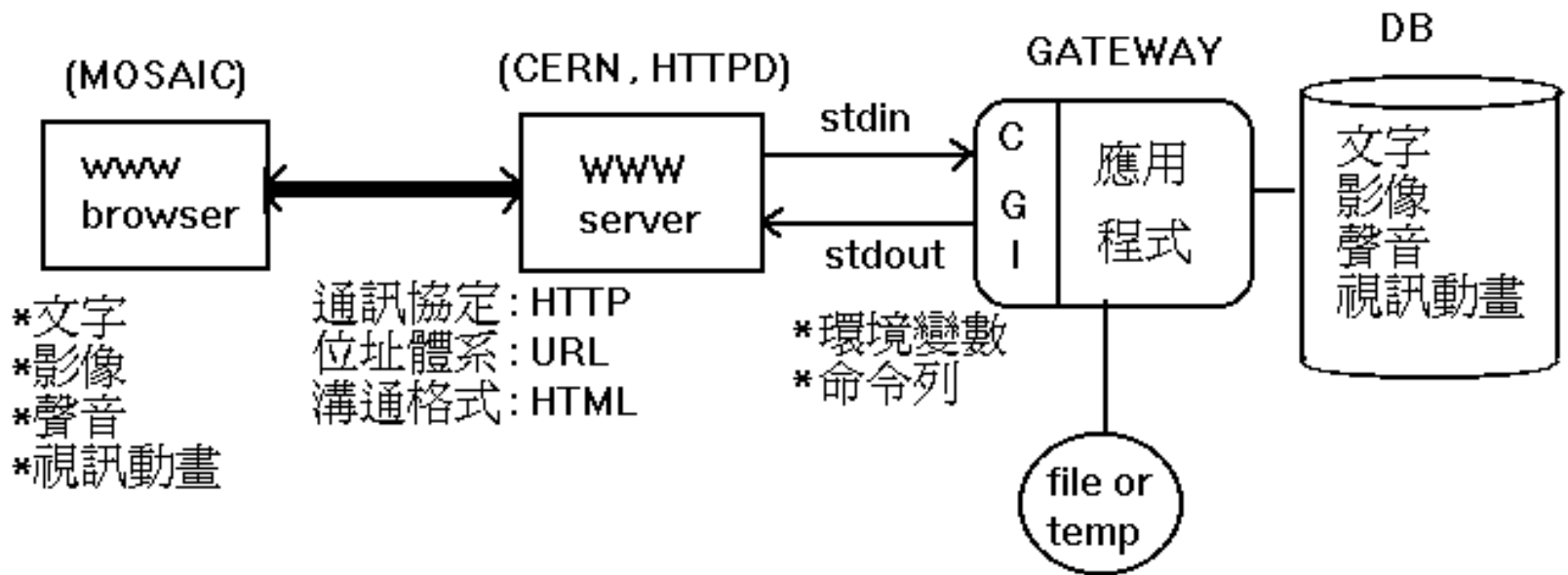
- Technologies of Dynamic Web Pages
 - Client Script Language
 - JavaScript, Jscript, VBScript
 - Client Interactive Technology
 - Java Applet, Flash, XMLHTTP, AJAX
 - Server Side
 - CGI
 - Languages: Perl, ASP, JSP, PHP, C/C++, ...etc.

Web Hosting

- Static vs. Dynamic Pages (2)

□ CGI (Common Gateway Interface)

- A specification that allows an HTTP server to exchange information with other programs



(圖 1) WWW 主從架構應用示意圖

Web Hosting

- Virtual Hosting (1)

- ❑ Providing services for more than one domain-name (or IP) in one web server.
- ❑ IP-Based Virtual Hosting vs. Name-Based Virtual Hosting
 - IP-Base – Several IPs (or ports)
 - Name-Base – Single IP, several hostnames
- ❑ Example (Apache configuration)

```
NameVirtualHost 140.113.17.225
<VirtualHost 140.113.17.225>
ServerName nabsd.cs.nctu.edu.tw
DocumentRoot "/www/na"
</VirtualHost>

<VirtualHost 140.113.17.225>
ServerName sabsd.cs.nctu.edu.tw
DocumentRoot "/www/sa"
</VirtualHost>
```

```
<VirtualHost 140.113.17.215:80>
DocumentRoot /www/sabsd
ServerName sabsd.cs.nctu.edu.tw
</VirtualHost>

<VirtualHost 140.113.17.221:80>
DocumentRoot /www/tphp
ServerName tphp.cs.nctu.edu.tw
</VirtualHost>
```

Web Hosting

- Virtual Hosting (2)

Q: How Name-Based Virtual Hosting works?

A: It takes use of HTTP Headers.

```
$ telnet www.cs.nctu.edu.tw 80
Trying 140.113.235.47...
Connected to www.cs.nctu.edu.tw.
Escape character is '^]'.
GET / HTTP/1.0
Host: www.cs.nctu.edu.tw
```

```
HTTP/1.1 301 Moved Permanently
Server: nginx/0.7.62
Date: Sat, 12 Dec 2009 02:50:22 GMT
Content-Type: text/html
Connection: close
Cache-Control: no-cache, must-revalidate
Location: cht/announcements/index.php
Vary: Accept-Encoding
```

Connection closed by foreign host.

```
$ telnet www.cs.nctu.edu.tw 80
Trying 140.113.235.47...
Connected to www.cs.nctu.edu.tw.
Escape character is '^]'.
GET / HTTP/1.0
Host: www.ccs.nctu.edu.tw
```

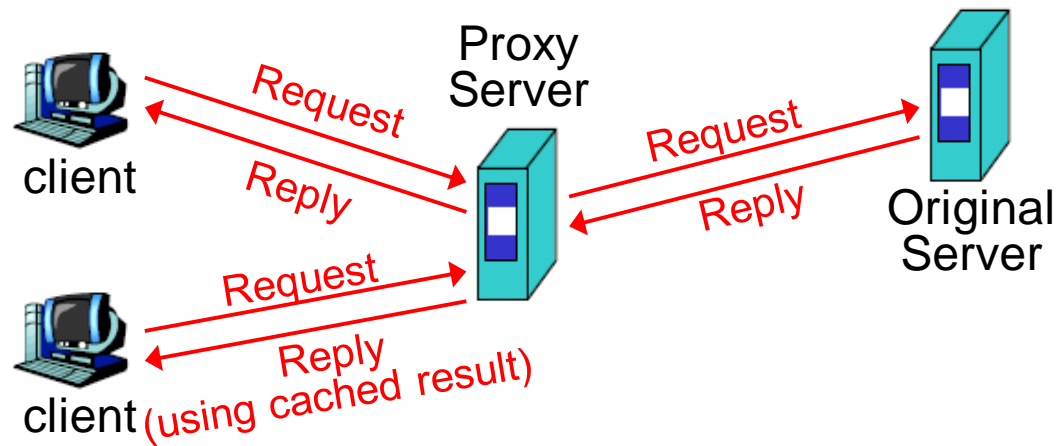
```
HTTP/1.1 200 OK
Server: nginx/0.7.62
Date: Sat, 12 Dec 2009 02:51:43 GMT
Content-Type: text/html
Connection: close
Vary: Accept-Encoding
```

```
<!DOCTYPE html PUBLIC "-//W3C//DTD HTML
4.01//EN"
"http://www.w3.org/TR/html4/strict.dtd">
<html lang="zh-Hant">
<head>
  <meta http-equiv="content-type"
content="text/html; charset=utf-8">
  <title>國立交通大學資訊學院</title>
  ...
```

Proxy

□ Proxy

- A proxy server is a server which services the requests of its clients by:
 - Making requests to other servers
 - Caching some results for further same requests
- Goals:
 - Performance
 - Stability
 - Central Control
 - ...etc.
- Roles:
 - Forward Proxy
 - Reverse Proxy
- Targets
 - Web pages/FTP files
 - TCP/IP Connections
 - ...etc.

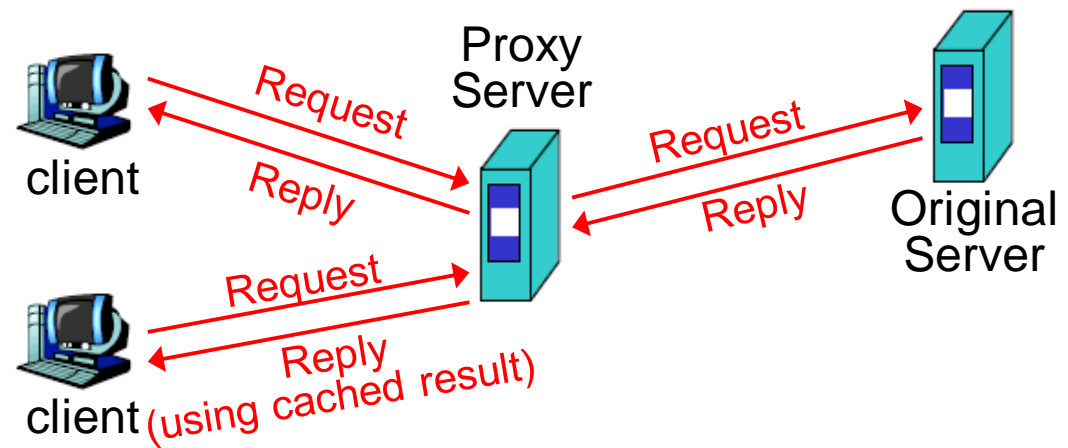


Proxy

- The Forward Proxy

□ Forward Proxy

- Proxy the outgoing requests, for the reason of
 - Bandwidth saving
 - Performance
 - Central control
- When objects requested are
 - In cache, return the cached objects
 - Otherwise, proxy server requests object from origin server, then cache it and return to client

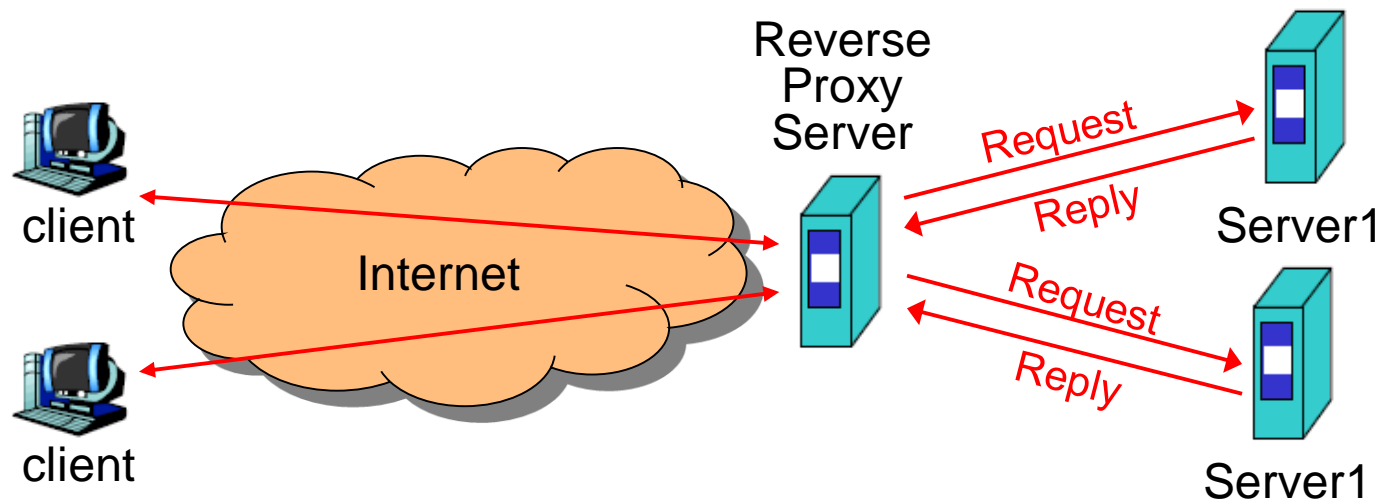


Proxy

- The Reverse Proxy

□ Reverse Proxy

- Proxy the incoming requests, for the reason of
 - Reducing Server Load (by caching)
 - Load Balance
 - Fault Tolerant
- Reverse proxy acts as the original server, accept incoming requests, reply corresponding result. **SEAMLESS** for clients!



Proxy

- SQUID



- ❑ A web proxy server & cache daemon.
 - Supports HTTP, FTP
 - Limited support for TLS, SSL, Gopher, HTTPS
- ❑ Port install: `/usr/ports/www/squid{,30,31}`
- ❑ Startup:
 - `/etc/rc.conf`
 - `squid_enable="YES"`
 - `/usr/local/etc/rc.d/squid start`
- ❑ Configuration Sample/Documents:
 - `/usr/local/etc/squid/squid.conf.default`

Proxy

- SQUID Configuration (1)

❑ Listen Port

- Service Port
 - `http_port 3128`
- Neighbored Communication
 - `icp_port 3130`

❑ Logs

- `access_log`
 - `access_log /var/log/squid/access.log squid`
- `cache_log`
 - `cache_log /var/log/squid/cache.log`
- `cache_store_log`
 - `cache_store_log /var/log/squid/store.log`

Proxy

- SQUID Configuration (2)

❑ Access Control

- `acl` – define an access control list
 - Format: `acl acl-name acl-type data`
`acl all src 0.0.0.0/0.0.0.0`
`acl NCTU srcdomain .nctu.edu.tw`
`acl YAHOO dstdomain .yahoo.com`
`acl allowhost src “/usr/local/etc/squid.squid.allow”`
- `http_access` – define the control rule
 - Format: `http_access allow/deny acl-name`
`http_access allow NCTU`
`http_access allow allowhost`
`http_access deny all`

Proxy

- SQUID Configuration (3)

□ Proxy Relationship

- Protocol: ICP (Internet Cache Protocol)
RFC 2186 2187, using *UDP*
- Related Configuration
 - *cache_peer hostname type http_port icp_port [options]*
 - *cache_peer_domain cache-host domain [domain ...]*
 - *cache_peer_access cache-host allow/deny acl-name*

Proxy

- SQUID Configuration (4)

❑ Cache Control

- `cache_mem 256 MB`
- `cache_dir ufs /usr/local/squid/cache 100 16 256`
- `cache_swap_low 93`
- `cache_swap_high 98`
- `maximum_object_size 4096 KB`
- `maximum_object_size_in_memory 8 KB`

Proxy

- SQUID Configuration (5)

❑ Sample: Proxy Configuration

```
http_port 3128
icp_port 3130

cache_mem 32 MB
cache_dir ufs /usr/local/squid/cache 100 16 256

access_log /var/log/squid/access.log squid
cache_log /var/log/squid/cache.log
cache_store_log /var/log/squid/store.log
pid_filename /usr/local/squid/logs/squid.pid

visible_hostname nabsd.cs.nctu.edu.tw
acl allowhosts src "/usr/local/etc/squid/squid.allow"
http_access allow allowhosts
http_access deny all
```

Proxy

- SQUID Configuration (6)

❑ Sample: Reverse Proxy Configuration

```
http_port 80 vhost
icp_port 3130

cache_mem 32 MB
cache_dir ufs /usr/local/squid/cache 100 16 256

access_log /var/log/squid/access.log squid
cache_log /var/log/squid/cache.log
cache_store_log /var/log/squid/store.log
pid_filename /usr/local/squid/logs/squid.pid

visible_hostname nabsd.cs.nctu.edu.tw
url_rewrite_program /usr/local/squid/bin/redirect.sh
acl cswww dstdomain csws1 csws2
http_access allow all cswww
always_direct allow cswww
```

Proxy

- SQUID Configuration (7)

```
% cat /usr/local/squid/bin/redirect.sh

#!/bin/sh

while read line
do
    TIME=`date "+%S"`
    SERV=`expr $TIME % 2 + 1`
    echo $line | sed -e \ "s/^http://www\.cs\.nctu\.edu\.tw//http://csws$SERV\.cs\.nctu\.edu\.tw//"
done
```